

**UNITED STATES**  
**SECURITIES AND EXCHANGE COMMISSION**  
Washington, D.C. 20549  
**SCHEDULE 14A**

Proxy Statement Pursuant to Section 14(a) of  
the Securities Exchange Act of 1934 (Amendment No. )

Filed by the Registrant ☒

Filed by a Party other than the Registrant ☐

Check the appropriate box:

- ☐ Preliminary Proxy Statement
- ☐ **Confidential, for Use of the Commission Only (as permitted by Rule 14a-6(e)(2))**
- ☒ Definitive Proxy Statement
- ☐ Definitive Additional Materials
- ☐ Soliciting Material under §240.14a-12

**AVALONBAY COMMUNITIES, INC.**

---

(Name of Registrant as Specified In Its Charter)

---

(Name of Person(s) Filing Proxy Statement, if other than the Registrant)

Payment of Filing Fee (Check the appropriate box):

- ☒ No fee required.
- ☐ Fee computed on table below per Exchange Act Rules 14a-6(i)(1) and 0-11.

(1) Title of each class of securities to which transaction applies:

(2) Aggregate number of securities to which transaction applies:

(3) Per unit price or other underlying value of transaction computed pursuant to Exchange Act Rule 0-11 (set forth the amount on which the filing fee is calculated and state how it was determined):

(4) Proposed maximum aggregate value of transaction:

(5) Total fee paid:

☐ Fee paid previously with preliminary materials.

☐ Check box if any part of the fee is offset as provided by Exchange Act Rule 0-11(a)(2) and identify the filing for which the offsetting fee was paid previously. Identify the previous filing by registration statement number, or the Form or Schedule and the date of its filing.

(1) Amount Previously Paid:

(2) Form, Schedule or Registration Statement No.:

(3) Filing Party:

(4) Date Filed:



Dear Fellow Stockholders:

I welcome you to join me and the entire Board of Directors at our 2019 Annual Meeting of Stockholders, which will be held on May 16, 2019, at the Park Hyatt New York Hotel, 153 W 57th Street, New York, NY 10019.

At this year's meeting we will vote on the election of ten directors and the ratification of Ernst & Young as the Company's independent auditor. We will also conduct a non-binding advisory vote to approve the compensation of the Company's named executive officers.

Your vote is important. Whether or not you plan to attend the meeting, we want your shares to be represented. Please authorize a proxy to vote your shares as soon as possible electronically through the Internet, by telephone, or by completing, signing and returning the proxy card enclosed with the Proxy Statement. More detailed instructions on how to vote are provided on page four of the Proxy Statement.

To attend the meeting, a government-issued photo identification is required and we encourage you to register in advance for admission to the meeting. To register in advance, please follow the instructions on page three of the Proxy Statement.

Our Board of Directors values your participation as a stockholder and appreciates your continued support of AvalonBay.

March 29, 2019

Sincerely,

A handwritten signature in black ink, appearing to read "Tim J. Naughton", with a long horizontal flourish extending to the right.

**Timothy J. Naughton**  
*Chairman of the Board  
and Chief Executive Officer*



AvalonBay Communities, Inc.  
Ballston Tower, 671 N. Glebe Road, Suite 800  
Arlington, VA 22203

---

**NOTICE OF ANNUAL MEETING OF STOCKHOLDERS  
TO BE HELD ON MAY 16, 2019**

---

NOTICE IS HEREBY GIVEN that the 2019 Annual Meeting of Stockholders (the "Annual Meeting") of AvalonBay Communities, Inc., a Maryland corporation (the "Company"), will be held on Thursday, May 16, 2019, at 8:00 a.m., local time, at the Park Hyatt New York Hotel, 153 W 57th Street, New York, NY 10019, for the following purposes:

1. To elect the following ten directors to serve until the 2020 Annual Meeting of Stockholders and until their respective successors are elected and qualify: Glyn F. Aeppel, Terry S. Brown, Alan B. Buckelew, Ronald L. Havner, Jr., Stephen P. Hills, Richard J. Lieb, Timothy J. Naughton, H. Jay Sarles, Susan Swanezy and W. Edward Walter.
2. To consider and vote upon ratification of the selection of Ernst & Young LLP by the Audit Committee of the Company's Board of Directors to serve as the Company's independent auditors for 2019.
3. To consider and vote upon a resolution to approve, on a non-binding, advisory basis, the compensation of certain executives of the Company as more fully described in the accompanying Proxy Statement.
4. To transact such other business as may be properly brought before the Annual Meeting and at any postponements or adjournments thereof.

The Board of Directors has fixed the close of business on March 5, 2019, as the record date for determining the stockholders entitled to receive notice of and to vote at the Annual Meeting and at any postponements or adjournments thereof. Only holders of record of the Company's common stock, par value \$0.01 per share (the "Common Stock"), at that time will be entitled to receive notice of and to vote at the Annual Meeting and at any postponements or adjournments thereof.

We request that you authorize a proxy to vote your shares, which is being solicited by the Board of Directors, by telephone or over the Internet by following the instructions on your proxy card. If you request printed copies of the proxy statement by mail, you may also authorize a proxy to vote your shares by completing and signing the enclosed proxy card and by mailing it promptly in the enclosed postage-prepaid envelope. Any proxy authorized by a holder of Common Stock may be revoked by delivering notice to the Company stating that the proxy is revoked using the same method as the original proxy authorization or by delivery of a properly authorized, later dated proxy. Holders of record of Common Stock who attend the Annual Meeting may vote in person, even if they have previously delivered a signed proxy or authorized a proxy by telephone or over the Internet, but the presence (without further action) of a stockholder at the Annual Meeting will not constitute revocation of a previously delivered proxy.

**If you plan to attend the meeting, we encourage you to register in advance for admission to the meeting. To register, please follow the instructions set forth on page three of the accompanying proxy statement. All meeting attendees must present government-issued photo identification, such as a driver's license or passport, at the meeting.**

**IMPORTANT NOTICE REGARDING THE AVAILABILITY OF PROXY MATERIALS FOR THE ANNUAL MEETING OF STOCKHOLDERS TO BE HELD ON MAY 16, 2019:**

The Notice of Annual Meeting, Proxy Statement, Annual Report to Stockholders and Annual Report on Form 10-K for the year ended December 31, 2018, are available at [www.proxyvote.com](http://www.proxyvote.com).

Arlington, Virginia  
March 29, 2019

Edward M. Schulman  
*Secretary*

By Order of the Board of Directors

# Proxy Statement Table of Contents

	Page
<b>Proxy Summary</b>	<a href="#"><u>1</u></a>
<b>I. Some Questions You May Have Regarding This Proxy Statement</b>	<a href="#"><u>3</u></a>
<b>II. Proposals</b>	<a href="#"><u>6</u></a>
Proposal 1—Election of Directors	<a href="#"><u>6</u></a>
Required Vote and Recommendation	<a href="#"><u>6</u></a>
Information Regarding Nominees	<a href="#"><u>7</u></a>
Proposal 2—Ratification of Selection of Independent Auditors	<a href="#"><u>14</u></a>
Required Vote and Recommendation	<a href="#"><u>14</u></a>
Proposal 3 -- Binding, Advisory Vote on Executive Compensation	<a href="#"><u>15</u></a>
Required Vote and Recommendation	<a href="#"><u>15</u></a>
Other Matters	<a href="#"><u>15</u></a>
<b>III. Corporate Governance And Related Matters</b>	<a href="#"><u>16</u></a>
Code of Ethics and Corporate Governance Guidelines	<a href="#"><u>16</u></a>
Board of Directors and its Committees	<a href="#"><u>16</u></a>
Stockholder Engagement and Responsiveness	<a href="#"><u>21</u></a>
Contacting the Board	<a href="#"><u>22</u></a>
Report of the Audit Committee	<a href="#"><u>22</u></a>
Fiscal 2017 and 2018 Audit Fee Summary	<a href="#"><u>23</u></a>
Audit Committee Pre-Approval of Audit and Permissible Non-Audit Services of Independent Auditors	<a href="#"><u>23</u></a>
Transactions with Related Persons, Promoters and Certain Control Persons	<a href="#"><u>23</u></a>
<b>IV. Compensation</b>	<a href="#"><u>24</u></a>
Compensation Discussion and Analysis	<a href="#"><u>24</u></a>
Compensation Committee Report	<a href="#"><u>47</u></a>
Compensation Committee Interlocks and Insider Participation	<a href="#"><u>47</u></a>
Summary Compensation Table	<a href="#"><u>48</u></a>
Grants of Plan Based Awards	<a href="#"><u>49</u></a>
Outstanding Equity Awards at Fiscal Year End	<a href="#"><u>51</u></a>
Option Exercises and Stock Vested	<a href="#"><u>52</u></a>
Nonqualified Deferred Compensation	<a href="#"><u>52</u></a>
Potential Payments Upon Termination or Sale Event	<a href="#"><u>54</u></a>
Director Compensation and Director Stock Ownership Guidelines	<a href="#"><u>58</u></a>
CEO Pay Ratio	<a href="#"><u>60</u></a>
<b>V. Officers, Stock Ownership And Other Information</b>	<a href="#"><u>61</u></a>
Executive and Senior Officers	<a href="#"><u>61</u></a>
Security Ownership of Certain Beneficial Owners and Management	<a href="#"><u>63</u></a>
Section 16(a) Beneficial Ownership Reporting Compliance	<a href="#"><u>64</u></a>
<b>VI. Other Matters</b>	<a href="#"><u>65</u></a>
Solicitation of Proxies	<a href="#"><u>65</u></a>
Stockholder Nominations for Directors and Proposals for Annual Meetings	<a href="#"><u>65</u></a>

---

## Proxy Summary

*This summary highlights certain information about AvalonBay Communities, Inc., a Maryland corporation (the “Company”), and its 2019 Annual Meeting of Stockholders and summarizes information contained elsewhere in this Proxy Statement. This summary does not contain all of the information that you should consider and you should read the entire Proxy Statement before voting. For more complete information regarding the Company’s 2018 performance, please review the Company’s Annual Report on Form 10-K for the year ended December 31, 2018, and the Company’s 2018 Annual Report to Stockholders, both of which are available to stockholders online at [www.proxyvote.com](http://www.proxyvote.com) and on the Company’s website at [www.avalonbay.com/investors](http://www.avalonbay.com/investors). This Proxy Statement and the accompanying Notice of Annual Meeting and proxy card are first being made available to stockholders on or about March 29, 2019.*

### 2019 Annual Meeting of Stockholders Information

**Date and Time:** Thursday, May 16, 2019, at 8:00 a.m. local time  
**Place:** The Park Hyatt New York Hotel, 153 W 57th Street, New York, NY 10019  
**Record Date:** March 5, 2019

### Meeting Agenda and Voting Matters

Proposal	Board’s Voting Recommendation	Page References
1. Election of Directors	FOR EACH NOMINEE	6-13
2. Ratification of Selection of Independent Auditors	FOR	14
3. Non-Binding, Advisory Vote to Approve Executive Compensation	FOR	15

### Election of Directors (Proposal 1)

The Board of Directors recommends a vote FOR each director nominee.

Name	Age	Director Since	Independent	Committees*
Timothy J. Naughton	57	2005		IFC
Glyn F. Aeppel	60	2013	X	IFC (Current Chair), NCG
Terry S. Brown	57	2015	X	IFC (Proposed Chair), NCG
Alan B. Buckelew	70	2011	X	AC (Current Chair), CC
Ronald L. Havner, Jr.	61	2014	X	AC (Proposed Chair), IFC
Stephen P. Hills	60	2017	X	AC, IFC
Richard J. Lieb	59	2016	X	AC, CC
H. Jay Sarles**	73	2005	X	CC, NCG (Chair)
Susan Swanezy	60	2016	X	AC, IFC
W. Edward Walter**	63	2008	X	CC (Chair), NCG

\* IFC = Investment and Finance Committee, AC = Audit Committee, CC = Compensation Committee, NCG = Nominating and Corporate Governance Committee. Immediately following the Annual Meeting, the Board expects to make the changes to committee chairmanships reflected above.

\*\* Mr. Sarles is the current Lead Independent Director. Immediately following the Annual Meeting, the Board expects to appoint Mr. Walter as Lead Independent Director.

### Ratification of Selection of Auditors (Proposal 2)

The Board of Directors recommends a vote FOR ratification of the selection of Ernst & Young by the Audit Committee of the Company’s Board of Directors to serve as the Company’s independent auditors for 2019.

## Advisory Vote to Approve Executive Compensation (Proposal 3)

The Board of Directors recommends a vote FOR the resolution to approve, on a non-binding, advisory basis, the compensation paid to the Company's Chief Executive Officer and other officers named in the Summary Compensation Table on Page 48.

---

### Corporate Governance Best Practices

All directors are independent other than the CEO

Commitment to board refreshment including guidelines on director and committee chairman tenure

Regular Board, committee and director evaluations

Annual election of all directors and majority voting in uncontested elections

Lead Independent Director

Independent Audit, Compensation and Nominating and Corporate Governance Committees

Regular executive sessions of independent directors, including at each regularly scheduled Board meeting

Director and officer stock ownership guidelines

Director and officer prohibition against hedging, pledging or borrowing against Company stock

No former employees serve as directors

Policy regarding stockholder approval of future severance agreements that provide for severance benefits above a certain level

No employment agreements with officers

Bylaws contain provisions for stockholder rights relating to proxy access and Bylaw amendments

Policy on recoupment of incentive compensation (clawback policy)

No stockholder rights plan ("poison pill") and policy regarding adoption of future plans

Double trigger equity compensation vesting in the event of a change in control

Policy on political contributions and government relations

Policy to encourage and reimburse directors for attendance at director education events

Published comprehensive sustainability and corporate social responsibility report

Annual advisory vote to ratify independent auditor

## I. Some Questions You May Have Regarding This Proxy Statement

**Q. Why am I receiving these materials and what is included in the proxy materials?**

- A. The proxy materials for our 2019 Annual Meeting of Stockholders include the Notice of Annual Meeting, this Proxy Statement, our Annual Report to Stockholders for the year ended December 31, 2018, and the Company's Form 10-K for the year ended December 31, 2018. If you received a paper copy of these materials, the proxy materials also include a proxy card or voting instruction form. The accompanying proxy is solicited on behalf of the Board of Directors of the Company. We are providing these proxy materials to you in connection with our 2019 Annual Meeting of Stockholders to be held on Thursday, May 16, 2019, at 8:00 a.m., local time, at The Park Hyatt New York Hotel, 153 W 57th Street, New York, NY 10019, and any postponements or adjournments thereof (the "Annual Meeting" or the "2019 Annual Meeting"). As a Company stockholder, you are invited to attend the Annual Meeting and are entitled and requested to vote on the proposals described in this proxy statement. Directions on how to attend the Annual Meeting in person are available on the Company's Internet website at [www.avalonbay.com](http://www.avalonbay.com).

**Q. How can I access the proxy materials electronically?**

- A. This proxy statement, our 2018 Annual Report to Stockholders and our Annual Report on Form 10-K for the year ended December 31, 2018 are available online at [www.proxyvote.com](http://www.proxyvote.com). Instead of receiving copies of our future annual reports, proxy statements, and proxy cards by mail, stockholders can elect to receive an email that will provide electronic links to our proxy materials and an electronic link to the proxy voting site. Choosing to receive your future proxy materials online will save us the cost of printing and mailing documents to you and help conserve natural resources. You may sign up for electronic delivery by visiting [www.proxyvote.com](http://www.proxyvote.com). If you elect to receive these materials by electronic delivery, you may change your election at any time.

**Q. Who may vote at the Annual Meeting?**

- A. You may vote all the shares of our common stock, par value \$0.01 per share ("Common Stock"), that you owned at the close of business on March 5, 2019, the record date for determining stockholders entitled to receive notice of, and to vote on, these matters (the "Record Date"). On the Record Date, the Company had 138,686,823 shares of Common Stock outstanding and entitled to vote at the meeting. You may cast one vote for each share of Common Stock held by you on all matters.

**Q. How do I obtain admission to the Annual Meeting?**

- A. If you plan to attend the Annual Meeting, we encourage you to register in advance. All meeting attendees must present government-issued photo identification, such as a driver's license or passport, at the meeting. In addition, if you are authorized to represent a corporate or institutional stockholder, you must also present written evidence that you are the authorized representative of such stockholder. Please submit your request to register on or before Friday, May 10, 2019, by mailing a request to the Company's Corporate Secretary at 671 N. Glebe Road, Suite 800, Arlington, VA 22203, or sending an email to [2019AnnualMeeting@AvalonBay.com](mailto:2019AnnualMeeting@AvalonBay.com). Please include the following information: (a) your name and mailing address, (b) whether you need special assistance at the meeting and (c) if your shares are held for you in the name of your broker, bank or other nominee, evidence of your stock ownership (such as a current letter from your broker or a photocopy of a current brokerage or other account statement) as of March 5, 2019. The meeting facilities will open at 7:30 a.m., local time, to facilitate your registration and security clearance. For your security you will not be permitted to bring any packages, briefcases, large pocketbooks or bags into the meeting. Also, cellular phones, audio (tape or digital) recorders, video and still cameras, pagers, laptops and other portable electronic devices as well as pets, other than service animals, may not be permitted into the meeting. Thank you in advance for your cooperation with these rules.

**Q. What constitutes a quorum at the Annual Meeting?**

- A. The presence, in person or by proxy, of holders of a majority of all of the shares of Common Stock entitled to vote is necessary to constitute a quorum for the transaction of business at the Annual Meeting. Abstentions and “broker non-votes” will be counted for purposes of determining whether a quorum is present for the transaction of business at the Annual Meeting. A “broker non-vote” refers to a share represented at the meeting held by a broker, as to which instructions have not been received from the beneficial owner or person entitled to vote such shares and with respect to which, on one or more but not all matters, the broker does not have discretionary voting power to vote such share.

Note that under New York Stock Exchange (“NYSE”) rules, if you hold shares through a bank, broker or other institution and you do not provide your voting instructions to them at least ten days before the Annual Meeting, that firm has the discretion to vote your shares on proposals that the NYSE has determined are routine, such as the ratification of the appointment of the independent public accounting firm. A bank, broker or institution that holds your shares cannot vote your shares on non-routine matters, such as the election of directors, approval of compensation-related matters, or a proposal submitted by a stockholder, without your voting instructions.

**Q. What proposals will be voted on at the Annual Meeting?**

- A. At the Annual Meeting, stockholders will be asked to: (1) elect ten directors of the Company, (2) consider and vote upon ratification of the selection of Ernst & Young LLP as the Company’s independent auditors for 2019, (3) consider and vote upon a resolution to approve, on a non-binding, advisory basis, the Company’s named executive officer compensation and (4) transact such other business as may be properly brought before the Annual Meeting, in each case as specified in the Notice of Annual meeting and more fully described in this Proxy Statement.

**Q. How do I vote?**

- A. Whether you hold shares directly as the stockholder of record or indirectly as the beneficial owner of shares held for you by a broker or other nominee (i.e., in “street name”), you may direct your vote without attending the Annual Meeting. You may vote by granting a proxy or, for shares you hold in street name, by submitting voting instructions to your broker or nominee. In most instances, you will be able to do this over the Internet, by telephone or, if you request printed copies of the proxy materials, by mail. Please refer to the summary instructions below and those included on your proxy card or, for shares you hold in street name, the voting instruction card provided by your broker or nominee.

**By Internet**—If you have Internet access, you may authorize your proxy from any location in the world by following the “By Internet” instructions on the proxy card or, if applicable, the Internet voting instructions that may be described on the voting instruction card sent to you by your broker or nominee.

**By Telephone**—If you are calling from the United States or Canada, you may authorize your proxy by following the “By Telephone” instructions on the proxy card or, if applicable, the telephone voting instructions that may be described on the voting instruction card sent to you by your broker or nominee.

**By Mail**—If you request printed copies of the proxy materials, you may authorize your proxy by signing your proxy card and mailing it in the enclosed, postage-prepaid and addressed envelope. For shares you hold in street name, you may sign the voting instruction card included by your broker or nominee and mail it in the envelope provided.

For shares held directly in your name, you may change your proxy instructions at any time prior to the vote at the Annual Meeting. You may do this by granting a new properly executed and later-dated proxy using the same method you originally used to authorize your proxy, by filing a written revocation with the Secretary of the Company at the address of the Company set forth above, or by attending the Annual Meeting and voting in person. Attendance at the Annual Meeting without further action will not cause your previously granted proxy to be revoked. You may change your proxy instructions for shares you beneficially own by submitting new voting instructions to your broker or nominee in the manner and within the time periods they prescribe.

If a properly signed proxy is submitted but not marked as to a particular item, the proxy will be voted (i) FOR the election of the nominees for director of the Company named in this Proxy Statement, (ii) FOR the ratification of the selection of Ernst & Young LLP as the Company's independent auditors for 2019, and (iii) FOR the non-binding, advisory resolution to approve the Company's named executive officer compensation. It is not anticipated that any matters other than those set forth in the Proxy Statement will be presented at the Annual Meeting. If other matters are presented, proxies will be voted in the discretion of the proxy holders.

**Q. What is householding?**

- A. If you and other residents at your mailing address own shares of Common Stock in street name, your broker, bank or other nominee may have sent you a notice that your household will receive only one annual report, notice of annual meeting and proxy statement. This procedure is known as "householding" and is intended to reduce the volume of duplicate information stockholders receive and also reduce our printing and postage costs. If you consented or were deemed to have consented to householding, your broker, bank or other nominee may send one copy of our annual report, notice of annual meeting and proxy statement to your address for all residents that own shares of Common Stock in street name. If you wish to revoke your consent to householding, you must contact your broker, bank or other nominee. If you are receiving multiple copies of our annual report, notice of annual meeting and proxy statement, you may be able to request householding by contacting your broker, bank or other nominee.

If you wish to request extra copies free of charge of our annual report or proxy statement, please send your request to the Corporate Secretary at the address below, call us with your request at 703-329-6300 or visit the "Investor relations" section of our website at [www.avalonbay.com](http://www.avalonbay.com).

The Company's 2018 Annual Report to Stockholders and a copy of the Company's Annual Report on Form 10-K for the year ended December 31, 2018, as filed with the Securities and Exchange Commission ("SEC"), are being made available to stockholders concurrently with the availability of this Proxy Statement. The Annual Report to Stockholders and Form 10-K, however, are not part of the proxy solicitation materials. **A copy of any or all exhibits to the Company's Annual Report on Form 10-K, and a copy of the Company's Code of Business Conduct and Ethics, may be obtained free of charge by writing to the Company at its principal executive offices at the following address: AvalonBay Communities, Inc., Ballston Tower, 671 N. Glebe Road, Suite 800, Arlington, VA 22203, Attention: Corporate Secretary or by accessing the "Investor relations" section of the Company's website ([www.avalonbay.com](http://www.avalonbay.com)).**

## II. PROPOSALS

### Proposal 1: Election of Directors

The Board of Directors currently consists of eleven members. As previously announced, Peter S. Rummell is retiring from the Board of Directors immediately following the Annual Meeting and is not standing for reelection. The Board of Directors has nominated for election all other current directors. Accordingly, ten nominees will stand for election at the Annual Meeting and if elected will serve until the 2020 Annual Meeting of Stockholders and until their successors are elected and qualify. The following individuals have been nominated by the Board of Directors to serve as directors: Glyn F. Aeppel, Terry S. Brown, Alan B. Buckelew, Ronald L. Havner, Jr., Stephen P. Hills, Richard J. Lieb, Timothy J. Naughton, H. Jay Sarles, Susan Swanezy and W. Edward Walter (each, a "Nominee" and, collectively, the "Nominees"). The Board of Directors anticipates that each of the Nominees, if elected, will serve as a director. However, if any person nominated by the Board of Directors is unable to serve or for good cause will not serve, the proxies will be voted for the election of such other person as the Board of Directors may recommend. You may not vote for more than ten directors at the Annual Meeting.

#### Required Vote and Recommendation

---

Only holders of record of Common Stock as of the close of business on the Record Date are entitled to vote on this proposal. Proxies will be voted for all of the Nominees unless contrary instructions are set forth on the enclosed proxy card. Under the Company's Bylaws, a majority of the total votes cast as to each Nominee is required to elect such Nominee. Under Maryland law, abstentions and broker non-votes are not treated as votes cast. Accordingly, an abstention or broker non-vote will have no effect on the result of the vote.

***The Board of Directors unanimously recommends a vote FOR all of the Nominees.***

## Information Regarding Nominees

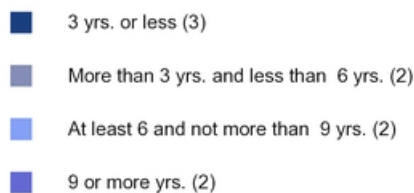
The Nominating and Corporate Governance Committee and the full Board are focused on ensuring that the composition of the Board continues to provide the diversity of experience, functional skill set, expertise, and thought necessary to appropriately address the needs of the Company and its stockholders.

### Board Tenure and Gender Diversity for 2019 Nominees

The Company's Board of Directors has included in the Company's Corporate Governance Guidelines term expectations that reflect the Company's view of the importance of board succession planning and refreshment.

In general, the Company expects that a non-employee director will not be re-nominated after the completion of 12 full years of service or within the several years that follow.

**Non-Employee Director Tenure as of  
2019 Annual Meeting  
(Average 6 years)**



**Board Gender Diversity**



The section below, in addition to providing full biographies of each Nominee, summarizes key qualifications, skills and experiences of the Nominee that the Board considers important in its evaluation and decision to nominate or re-nominate that individual to the Board. ***Exclusion of a factor for a Nominee does not necessarily mean the Nominee does not possess that attribute. It means only that when the Nominating and Corporate Governance Committee considered the skills and experiences of that Nominee in the overall context of the members of the Board of Directors, that attribute is not considered a key factor in the determination to nominate or re-nominate that individual.*** The full Nominee biographies describe each director's qualifications and relevant experience in more detail. The age of each Nominee shown below is as of the date of this Proxy Statement.

**Timothy J. Naughton**

Age: 57  
Director Since: September 2005

**AvalonBay Committees:**  
Investment and Finance Committee

**Other Public Company Boards:**  
Welltower Inc.  
Park Hotels and Resorts, Inc.

**Director Bio:**

Mr. Naughton is the Company's Chairman of the Board, Chief Executive Officer and President and has been a director of the Company since September 2005. He has served as Chairman of the Board since May 2013, as Chief Executive Officer since January 2012, and as President since February 2005. Mr. Naughton's prior roles included serving as the Company's Chief Operating Officer, Chief Investment Officer, and Regional Vice President—Development and Acquisitions. Mr. Naughton has been with the Company and its predecessors since 1989. Mr. Naughton is a director of Welltower Inc., a publicly traded healthcare real estate investment trust, and is a director of Park Hotels & Resorts, Inc., a publicly traded hotel real estate investment trust. Mr. Naughton is a former Chairman of the National Association of Real Estate Investment Trusts ("NAREIT") and is currently on its Executive Board. Mr. Naughton is also a member of The Real Estate Round Table, is a member and past chairman of the Multifamily Council of the Urban Land Institute ("ULI"), and is a member of the Real Estate Forum. Mr. Naughton received his Masters of Business Administration from Harvard Business School in 1987 and earned his undergraduate degree in Economics with High Distinction from the University of Virginia, where he was elected to Phi Beta Kappa.

**Key Skills and Qualifications:**

- Accounting/Financial Literacy
- Public Company CEO Experience
- C-Level Management Experience
- Non-AVB Public Board Experience
- Financial/Capital Markets Experience
- Real Estate Industry
- Real Estate Development/Investment

Employee Director Nominee:

## Glyn F. Aeppel

Age: 60

Director Since: May 2013

### AvalonBay Committees:

Investment and Finance Committee  
(current Chair)

Nominating and Corporate  
Governance Committee

### Other Public Company Boards:

Simon Property Group, Inc.

#### Director Bio:

Ms. Aeppel has more than 30 years of experience in property acquisitions, development and financing. Ms. Aeppel established a hotel investment and advisory company, Glencove Capital, in June 2010 and serves as its President and Chief Executive Officer. From October 2008 to May 2010, Ms. Aeppel served as Chief Investment Officer of Andre Balazs Properties, an owner, developer and operator of luxury hotels. From April 2006 to October 2008, she served as Executive Vice President of Acquisitions and Development for Loews Hotels and as a member of its Executive Committee. From April 2004 to April 2006, she was a principal of Aeppel and Associates, a hospitality advisory development company, during which time she assisted Fairmont Hotels and Resorts in expanding in the United States and Europe. Prior to April 2004, Ms. Aeppel held executive positions with Le Meridien Hotels, Interstate Hotels & Resorts, Inc., FFC Hospitality, LLC, Holiday Inn Worldwide and Marriott Corporation. Ms. Aeppel is a director of Simon Property Group, Inc., a publicly traded retail real estate company. She also serves on three private company boards, Exclusive Resorts, Gilbane Inc. and Concord Hospitality Enterprises.

#### Key Skills and Qualifications:

- Accounting/Financial Literacy
- Public Company Board Experience
- Financial/Capital Markets Experience
- Marketing/Brand Management/Consumer Focus
- Real Estate Industry
- Real Estate Development/Investment

#### Non-Employee Director Nominees:

## Terry S. Brown

Age: 57

Director Since: January 2015

### AvalonBay Committees:

Investment and Finance Committee  
(expected to be appointed Chair)

Nominating and Corporate  
Governance Committee

### Other Public Company Boards:

None currently

#### Director Bio:

Mr. Brown is the Chairman and Chief Executive Officer of Asana Partners, a private real estate investment company, which he helped found in 2015. Prior to that he was Chairman and Chief Executive Officer of EDENS, one of the country's leading private owners, operators and developers of retail real estate. Mr. Brown joined EDENS as its CEO in 2002. Before joining Edens he was Chief Executive Officer of Andersen Corporate Finance LLC (NASD broker dealer subsidiary of Arthur Andersen LLP) where he was responsible for strategy and investment banking activities on a global basis across the real estate, manufacturing, technology, services and energy industries.

#### Key Skills and Qualifications:

- Accounting/Financial Literacy
- C-Level Management Experience
- Financial/Capital Markets Experience
- Real Estate Industry
- REIT Structure
- Real Estate Development/Investment

## Alan B. Buckelew

Age: 70

Director Since: September 2011

### AvalonBay Committees:

Audit Committee (current Chair)

Compensation Committee

### Other Public Company Boards:

None currently

#### Director Bio:

Mr. Buckelew retired in December 2018 from his position as Chief Information Officer of Carnival Corporation, a publicly traded cruise line holding company, a position he had held since December 2016. From 2013 to 2016 he served as Carnival's Chief Operating Officer. Prior to that he was President of Princess Cruises, Inc. from 2004 to 2013, overseeing the brand and operations of Princess Cruises. Mr. Buckelew also served as Chief Operating Officer for Cunard Line from 2004 to 2007. Prior to these roles, Mr. Buckelew served from 2000 to 2004 as Executive Vice President of Corporate Services and Chief Financial Officer for Princess Cruises, with responsibility for the Company's strategic planning, marketing and yield management functions.

#### Key Skills and Qualifications:

- Accounting/Financial Literacy
- C-Level Management Experience
- Marketing/Brand Management/Consumer Focus
- Technology and Innovation

## Ronald L. Havner, Jr.

Age: 61

Director Since: September 2014

### AvalonBay Committees:

Audit Committee (expected to be appointed Chair)

Investment and Finance Committee

### Other Public Company Boards:

Public Storage

PS Business Parks, Inc.

Shurgard Self-Storage, SA

#### Director Bio:

Mr. Havner is the Chairman of the Board of Public Storage, a publicly traded self-storage facility real estate investment trust. Mr. Havner stepped down from his position as Chief Executive Officer of Public Storage at the end of 2018. He was elected CEO of Public Storage in 2002 and was elected Chairman of the Board in August 2011. Mr. Havner has been Chairman of the Board of PS Business Parks, Inc., a publicly traded real estate company, since March 1998 and is Chairman of the Board of Shurgard Self-Storage SA, an owner and operator of self-storage facilities in Europe whose shares are listed for trading on the Euronext Brussels Exchange. Mr. Havner is a previous Chairman of the Board of Governors of NAREIT.

#### Key Skills and Qualifications:

- Accounting/Financial Literacy
- Public Company CEO Experience
- C-Level Management Experience
- Other Public Board Experience
- Financial/Capital Markets Experience
- Real Estate Industry
- REIT Structure
- Real Estate Development/Investment

## Stephen P. Hills

Age: 60

Director Since: September 2017

### AvalonBay Committees:

Audit Committee

Investment and Finance Committee

### Other Public Company Boards:

None currently

#### Director Bio:

In 2016, Mr. Hills joined the Georgetown University Law Center, where he is the Founding Director of the law school's Business Law Scholars Program. Prior to joining Georgetown Law, Mr. Hills worked for 28 years with *The Washington Post*, where he had served since 2002 as President and General Manager. Mr. Hills holds degrees from Yale University and Harvard Business School. Mr. Hills also serves on the board of Sonatype, Inc., a private technology company.

#### Key Skills and Qualifications:

- Accounting/Financial Literacy
- C-Level Management Experience
- Marketing/Brand Management/Consumer Focus
- Technology and Innovation

## Richard J. Lieb

Age: 59

Director Since: September 2016

### AvalonBay Committees:

Audit Committee

Compensation Committee

### Other Public Company Boards:

CBL & Associates Properties, Inc.

VEREIT, Inc.

#### Director Bio:

Mr. Lieb is, as of January 1, 2019, a Senior Advisor at Greenhill & Co., LLC, a publicly traded investment bank. Prior to that he was a Managing Director and Chairman of Real Estate at Greenhill. Mr. Lieb previously served Greenhill in a variety of senior positions, most recently as head of Greenhill's Real Estate, Gaming and Lodging Group. Mr. Lieb was also Greenhill's Chief Financial Officer from 2008 to 2015. Prior to joining Greenhill in 2005, Mr. Lieb spent more than 20 years with Goldman, Sachs & Co., where he headed its Real Estate Investment Banking Department from 2000 to 2005. Mr. Lieb is also a director of CBL Properties, Inc. and VEREIT, Inc., both publicly traded REITs. He also serves on the board of Domio, Inc., a private technology company.

#### Key Skills and Qualifications:

- Accounting/Financial Literacy
- C-Level Management Experience
- Other Public Board Experience
- Financial/Capital Markets Experience
- Real Estate Industry
- REIT Structure
- Real Estate Development/Investment

## H. Jay Sarles

Age: 73

Director Since: September 2005  
Lead Independent Director since May 2015

### AvalonBay Committees:

Current Lead Independent Director

Nominating and Corporate Governance Committee (Chair)

Compensation Committee

### Other Public Company Boards:

None currently

#### Director Bio:

Mr. Sarles retired from full time business leadership positions in 2005, having most recently served as vice chairman of Bank of America Corporation. Prior to that he served as Vice Chairman and Chief Administrative Officer of Fleet Boston Financial ("Fleet") with responsibility for administrative functions, risk management, technology and operations, treasury services, corporate strategy and mergers and acquisitions. During his 37 years at Fleet, Mr. Sarles oversaw virtually all of Fleet's businesses at one time or another, including the company's wholesale banking business from 2001 to 2003. These included commercial finance, real estate finance, capital markets, global services, industry banking, middle market and large corporate lending, small business services and investment banking businesses.

#### Key Skills and Qualifications:

- Accounting/Financial Literacy
- C-Level Management Experience
- Other Public Board Experience
- Financial/Capital Markets Experience

## Susan Swanezy

Age: 60

Director Since: September 2016

### AvalonBay Committees:

Audit Committee

Investment and Finance Committee

### Other Public Company Boards:

None currently

#### Director Bio:

Since 2010 Ms. Swanezy has been a partner at Hodes Weill & Associates L.P., a global advisory firm focused on the real estate management industry. Previously Ms. Swanezy served as Managing Director, Global Head of Capital Raising for Real Estate Products at Credit Suisse Group AG, and held a variety of positions at Deutsche Bank AG and its affiliates, including serving as a Partner and Managing Director - Client Relations for RREEF, the real estate investment management business of Deutsche Bank's Asset Management division.

#### Key Skills and Qualifications:

- Accounting/Financial Literacy
- Financial/Capital Markets Experience
- Real Estate Industry
- REIT Structure
- Real Estate Development/Investment

<div><b>W. Edward Walter</b> Age: 63  Director Since: September 2008</div>	<div><b>AvalonBay Committees:</b>  Expected to be appointed Lead Independent Director following the Annual Meeting  Compensation Committee (Chair)  Nominating and Corporate Governance Committee</div> <div><b>Other Public Company Boards:</b>  Ameriprise Financial, Inc.</div>
--	--

<div><b>Director Bio:</b>  Mr. Walter has served as the Global Chief Executive Officer for the Urban Land Institute (ULI) since June 2018. Prior to that he was the Robert and Lauren Steers Chair in Real Estate at the Steers Center for Global Real Estate at Georgetown University's McDonough School of Business where he continues to serve as an adjunct professor. He served as President and Chief Executive Officer of Host Hotels &amp; Resorts, Inc. ("Host"), a publicly traded premier lodging real estate company, from October 2007 through December 2016, with his employment ending on January 31, 2017. From 2003 until October 2007, he served as Executive Vice President and Chief Financial Officer of Host. From 1996 until 2003, he served in various senior management positions with Host, including Chief Operating Officer. Mr. Walter is also past Chairman of NAREIT, the Chairman of the Federal City Council, and a member of the Board of Visitors of the Georgetown University Law Center. Mr. Walter serves on the board of Ameriprise Financial, Inc., a publicly traded financial planning services company.</div>	<div><b>Key Skills and Qualifications:</b><ul style="list-style-type: none"><li>• Accounting/Financial Literacy</li><li>• Public Company CEO Experience</li><li>• C-Level Management Experience</li><li>• Other Public Board Experience</li><li>• Financial/Capital Markets Experience</li><li>• Real Estate Industry</li><li>• REIT Structure</li><li>• Real Estate Development/Investment</li></ul></div>
--	---

## Proposal 2: Ratification of Selection of Independent Auditors

The Board recommends that the stockholders ratify the Audit Committee's selection of Ernst & Young LLP ("Ernst & Young") as the independent auditors of the Company for fiscal year 2019. Ernst & Young was also the Company's principal independent auditors for fiscal year 2018. If the selection of Ernst & Young is not ratified, the Audit Committee anticipates that it will nevertheless engage Ernst & Young as auditors for fiscal year 2019 but will consider whether it should select a different auditor for fiscal year 2020. If the selection of Ernst & Young is ratified by the stockholders, the Audit Committee may nevertheless determine, based on changes in fees, personnel or for other reasons, to engage a firm other than Ernst & Young for the 2019 audit.

Representatives of Ernst & Young are expected to be present at the Annual Meeting and will have the opportunity to make a statement, if they desire to do so, and to respond to appropriate questions.

### Required Vote and Recommendation

Only holders of record of Common Stock as of the close of business on the Record Date are entitled to vote on this proposal. Proxies will be voted for ratification of the selection of Ernst & Young as the Company's independent auditors for fiscal year 2019 unless contrary instructions are set forth on the enclosed proxy card. A majority of the total votes

cast on the proposal at the Annual Meeting is required to ratify the selection of Ernst & Young. Under Maryland law, abstentions and broker non-votes are not treated as votes cast. Accordingly, an abstention or broker non-vote will have no effect on the result of the vote.

***The Board of Directors unanimously recommends a vote FOR the ratification of the selection of Ernst & Young as the Company's independent auditors for fiscal year 2019.***

## Proposal 3: Non-Binding, Advisory Vote on Executive Compensation

The Compensation Discussion and Analysis beginning on page 24 of this proxy statement describes the Company's executive officer compensation program and decisions made by the Compensation Committee and the Board of Directors with respect to the 2018 compensation of our Chief Executive Officer and other officers named in the Summary Compensation Table on page 48 (the "Named Executive Officers"). As noted in the Compensation Discussion and Analysis, the Company's goals for its executive compensation program are (i) to attract, motivate and retain experienced and effective executives, (ii) to direct the performance of those executives with clearly defined goals and measures of achievement and (iii) to align the interests of management with the interests of our stockholders.

At our 2017 Annual Meeting of Stockholders, our stockholders voted on a proposal regarding the frequency of holding a non-binding, advisory vote on the compensation of our named executive officers (a "Say-on-Pay Vote"), among other matters. A majority of the votes cast on the frequency proposal were cast in favor of holding a Say-on-Pay Vote every year, which was consistent with the recommendation

of our Board of Directors. Our Board currently intends for the Company to hold a Say-on-Pay Vote every year at least until the 2023 Annual Meeting of Stockholders, which is the next required advisory vote on the frequency of holding a Say-on-Pay Vote.

While the vote on the following resolution is advisory in nature and therefore will not bind us to take any particular action, our Board of Directors will carefully consider the stockholder vote resulting from the proposal in making future decisions regarding our compensation program. The Board of Directors is asking stockholders to cast a non-binding, advisory vote on the following resolution:

"RESOLVED, that the compensation paid to the Company's Named Executive Officers, as disclosed pursuant to the compensation disclosure rules of the Securities and Exchange Commission, including the Compensation Discussion and Analysis, compensation tables and any related material disclosed in this proxy statement, is hereby APPROVED, on a non-binding, advisory basis, by the stockholders of the Company."

### Required Vote and Recommendation

Only holders of record of Common Stock as of the close of business on the Record Date are entitled to vote on this proposal. Proxies will be voted for adoption of the resolution approving the compensation disclosed unless contrary instructions are set forth on the enclosed proxy card. A majority of the votes cast on the proposal at the Annual

Meeting is required to provide non-binding, advisory approval of the compensation paid to the Company's Named Executive Officers. Under Maryland law, abstentions and broker non-votes are not treated as votes cast. Accordingly, an abstention or broker non-vote will have no effect on the result of the vote.

***The Board of Directors unanimously recommends a vote FOR the resolution to approve, on a non-binding, advisory basis, the compensation paid to the Company's Named Executive Officers.***

### Other Matters

The Board of Directors does not know of any matters other than those described in this Proxy Statement that will be presented for action at the Annual Meeting. If other matters are presented, proxies will be voted in the discretion of the proxy holders.

**Regardless of the number of shares you own, your vote is very important to the Company. Please authorize a proxy by telephone or over the Internet to vote your shares by following the instructions on your proxy card or complete, sign, date and promptly return the enclosed proxy card.**

## III. Corporate Governance And Related Matters

### Code of Ethics and Corporate Governance Guidelines

The Company has adopted a Code of Business Conduct and Ethics (the "Code"). The Code constitutes a "code of ethics," as defined by the SEC, that applies to the Company's Board of Directors as well as its Chief Executive Officer, Chief Financial Officer, principal accounting officer, controller, and other employees of the Company. In addition, the Company has adopted Corporate Governance Guidelines. Copies of the Code and the Corporate Governance Guidelines are available on the Investor Relations section of the Company's website ([www.avalonbay.com](http://www.avalonbay.com)) under "Corporate

Governance Documents." To the extent required by the rules of the SEC and the NYSE, we will disclose amendments and waivers relating to these documents in the same place on our website. Additional information on corporate governance policies is included in "Compensation Policies" on pages 44-45, including information on the following Company policies: Executive Stock Ownership Guidelines; Prohibition Against Hedging, Pledging or Borrowing against Company Stock; Severance Policy; and Policy on Recoupment of Incentive Compensation (Clawback Policy).

### Board of Directors and its Committees

#### Board of Directors

The Board of Directors currently consists of eleven directors. As previously announced, Peter S. Rummell, a current director, is retiring from the Board of Directors when his current term expires immediately following the Annual Meeting and is not standing for reelection. Each of the other current directors is a candidate for election. The Board of Directors met six times during 2018. The Board of Directors generally schedules regular executive sessions at each of its meetings during which the Company's independent directors meet without management participation. During 2018, each of the directors attended at least 75% of the total number of meetings of the Board of Directors and meetings of the committees of the Board of Directors of which he or she was a member. The Board's policy is that each director attend the Company's annual meetings of stockholders at which he or she is a nominee, and all directors who were nominees were in attendance at the 2018 Annual Meeting of Stockholders.

As discussed below under Nominating and Corporate Governance Committee, the Board considers a variety of factors when choosing candidates for Board appointment or nomination. While the Board values long-tenured directors who know the Company and management well, the

Board also believes that it is important to assure that from time to time vacancies occur on the Board that create opportunities for new directors who may bring different or more recent experiences or expertise to the Board. Consistent with this philosophy, five new directors have joined the AvalonBay Board at or subsequent to the 2014 Annual Meeting of Stockholders: Ron Havner (2014), Terry Brown (2015), Richard Lieb (2016), Susan Swanezy (2016), and Stephen Hills (2017).

The Company's Corporate Governance Guidelines incorporate term expectations that reflect the Board's view of the importance of board succession planning. Specifically, the Corporate Governance Guidelines (i) express an expectation that an independent director will not be re-nominated after the completion of 12 full years of service or within the several years that follow; (ii) express an expectation that the Lead Independent Director will serve in that role for approximately three to five years; and (iii) express an expectation that Committee chairs will serve for three to five years. In each case, the guideline is flexible and the exact timing for any transition will depend on the needs of the Board at the time and the timing of identification and nomination of a successor.

#### Audit Committee

The Board of Directors has established an Audit Committee. The current members of this committee are Messrs. Buckelew (Current Chair), Havner, Hills and Lieb, and Ms. Swanezy. Following the Annual Meeting, the Board expects that Mr. Havner will be

appointed as Chair of the Audit Committee. The Board of Directors has determined that Messrs. Buckelew and Havner are each an "audit committee financial expert" as defined by the SEC. In the case of Mr. Buckelew this determination was

based on his MBA, experience as Chief Financial Officer at Princess Cruises, and the fact that the Internal Audit Function of Carnival Cruises has reported to him, and in the case of Mr. Havner it was based on his past experience as a Certified Public Accountant and Chief Financial Officer and Chief Executive Officer of a public company. The designation of Messrs. Buckelew and Havner by the Board as “audit committee financial experts” is not intended to be a representation that they are experts for any purpose as a result of this designation, nor is it intended to impose on them any duties, obligations or liabilities that are greater than the duties, obligations or liabilities imposed on them as members of the Audit Committee and the Board in the absence of this designation. The Board of Directors has determined that the current and prospective members of the Audit Committee, including the audit committee financial experts, are “independent” under the rules of the NYSE and

#### [Compensation Committee](#)

---

The Board of Directors has established a Compensation Committee. The current members of this committee are Messrs. Walter (Chair), Buckelew, Lieb and Sarles. The Board of Directors has determined that the members of the Compensation Committee are “independent” under the rules of the NYSE. The Compensation Committee, among other functions, reviews, designs and determines management compensation structures, programs and amounts, establishes corporate and management performance goals and objectives, and reviews and makes recommendations to the Board of Directors regarding the Company’s incentive compensation plans, including the Company’s Second Amended and Restated 2009 Equity Incentive Plan, as amended (the “Equity Incentive Plan”). The Compensation Committee also reviews employment agreements and arrangements with senior officers (there are no employment agreements with executives at present). In addition, our Equity Incentive Plan provides that the Committee, in its

financially literate. The Audit Committee, among other functions, has the sole authority to appoint and replace the independent auditors, is responsible for the compensation and oversight of the work of the independent auditors, reviews the results of the audit engagement with the independent auditors, and reviews and discusses with management and the independent auditors the Company’s quarterly and annual financial statements and major changes in accounting and auditing principles. The Audit Committee met eight times during 2018. The Board of Directors has adopted a written charter for the Audit Committee. A copy of the Audit Committee charter is available on the “Investor relations” section of the Company’s website ([www.avalonbay.com](http://www.avalonbay.com)) under “Corporate Governance Documents.”

discretion, may delegate to the Chief Executive Officer of the Company all or part of the Committee’s authority and duties under the Equity Incentive Plan with respect to awards, including the granting of awards to individuals who are not subject to the reporting and other provisions of Section 16 of the Securities Exchange Act of 1934, as amended (the “Exchange Act”). The Compensation Committee has engaged Steven Hall & Partners, an executive compensation consulting firm, to provide it with independent advice and counsel on executive compensation, as well as competitive pay practices. Steven Hall & Partners does not provide any services directly to the Company or its management. The Compensation Committee met four times during 2018. The Board of Directors has adopted a written charter for the Compensation Committee. A copy of the Compensation Committee charter is available on the “Investor relations” section of the Company’s website ([www.avalonbay.com](http://www.avalonbay.com)) under “Corporate Governance Documents.”

#### [Nominating and Corporate Governance Committee](#)

---

**Composition, Independence and Function:** The Board of Directors has established a Nominating and Corporate Governance Committee. The current members of this committee are Mr. Sarles (Chair), Ms. Aeppel, and Messrs. Brown, Rummell, and Walter. As noted above, Mr. Rummell will retire following the Annual Meeting. The Board of Directors has determined that the members of the Nominating and Corporate Governance Committee are “independent” under the rules of the NYSE. The Nominating and Corporate Governance Committee’s

functions include: identifying individuals qualified to become Board members; recommending to the full Board each year a slate for nomination for election to the Board; considering policies relating to Board and committee meetings; reviewing and recommending changes to director compensation; recommending the establishment or dissolution of Board committees; reviewing and considering succession plans with respect to the positions of Chairman of the Board and Chief Executive Officer (including through periodic evaluation and

discussion with the Board of internal candidates for such succession); reviewing policies and activities in the areas of political contributions, charitable giving and corporate responsibility; and addressing other issues regarding corporate governance. The Nominating and Corporate Governance Committee met four times during 2018. The Board of Directors has adopted a written charter for the Nominating and Corporate Governance Committee. A copy of the Nominating and Corporate Governance Committee charter is available on the "Investor relations" section of the Company's website ([www.avalonbay.com](http://www.avalonbay.com)) under "Corporate Governance Documents."

**Evaluation and Nomination of Director Candidates:** One of the Nominating and Corporate Governance Committee's key functions is identifying and nominating candidates for service on the Board. In this regard, the Nominating and Corporate Governance Committee considers the qualifications set forth in the Company's corporate governance guidelines, which include the nominee's business and professional background; history of leadership or contributions to other organizations; functional skill set and expertise; general understanding of marketing, finance, accounting and other elements relevant to the success of a publicly-traded company in today's business environment; and service on other boards of directors.

Given the current business, opportunities and challenges of the Company, among the key attributes the Nominating and Corporate Governance Committee looks for in director candidates are the following:

- Accounting/Financial Literacy
- Public Company CEO Experience
- C-Level Management Experience
- Other Public Board Experience
- Financial/Capital Markets Experience
- Marketing/Brand Management/Consumer Focus
- Real Estate Industry Experience
- REIT Structure Experience
- Real Estate Development Experience
- Technology and Innovation Experience

In recommending a slate of nominees for director and in identifying new candidates for service, the Nominating and Corporate Governance Committee considers whether there is and will be an adequate distribution and representation of relevant skills and experiences across the Board as a whole. In addition, the Board may consider diversity of background, experience and thought in evaluating and recommending candidates for election. The Board believes that diversity is important because a variety of points of view can contribute to a more

effective decision-making process. The Nominating and Corporate Governance Committee may employ a variety of methods for identifying and evaluating nominees for director.

In considering whether to recommend re-nomination of a current director for another term, the Nominating and Corporate Governance Committee considers whether the skills, commitment and performance as a director of such individual are such that the individual's continued service on the Board is desirable. The Nominating and Corporate Governance Committee may also assess the size of the Board, the need for particular expertise on the Board, the upcoming election cycle of the Board and whether any vacancies are expected, due to retirement or otherwise.

In the event that vacancies are anticipated or otherwise arise, the Nominating and Corporate Governance Committee will consider various potential candidates for director who may come to the Nominating and Corporate Governance Committee's attention through current Board members, professional search firms, stockholders or other persons. These candidates are evaluated at regular or special meetings of the Nominating and Corporate Governance Committee, and they may be considered at any time during the year.

**Nominees Recommended by Stockholders:** In exercising its function of recommending individuals for nomination by the Board for election as directors, the Nominating and Corporate Governance Committee will consider nominees recommended by stockholders. The procedure by which stockholders may submit such recommendations is set forth in the Company's Bylaws. See "Other Matters – Stockholder Nominations for Directors and Proposals for Annual Meetings" for a summary of these requirements. When nominations are properly submitted, the Nominating and Corporate Governance Committee will consider candidates recommended by stockholders under the criteria summarized above. Following verification of the stockholder status of persons proposing candidates, the Nominating and Corporate Governance Committee makes an initial analysis of the qualifications of any candidate recommended by stockholders or others pursuant to the criteria summarized above to determine whether the candidate is qualified for service on the Board of Directors before deciding to undertake a complete evaluation of the candidate. If any materials are provided by a stockholder or professional search firm in connection with the nomination of a director candidate, such materials are forwarded to the Nominating and Corporate Governance Committee as part of its review. The same identifying and evaluating procedures apply to all candidates for director nomination, including candidates submitted by stockholders. In the case of stockholder nominations, the Board may also consider the specific information required to be provided by the

nominating stockholder pursuant to the requirements of the Company's Bylaws. Stockholders may also nominate directors in accordance with the proxy access provisions of the Company's Bylaws, as described in "Other Matters - Stockholder Nominations for Directors and Proposals for the Annual Meeting".

If you would like the Nominating and Corporate Governance Committee to consider a prospective

#### [Investment and Finance Committee](#)

---

The Board of Directors has established an Investment and Finance Committee. The current members of this committee are Ms. Aeppel (Chair), and Messrs. Brown, Havner, Hills, Naughton, and Rummell and Ms. Swanezy. Following the Annual Meeting, Mr. Rummell will retire from the Board and the Board expects that Mr. Brown will be appointed Chair of the Investment and Finance Committee. The Investment and Finance Committee was formed, among other reasons, to review and monitor the acquisition, disposition, development and

candidate, please submit the candidate's name and qualifications and other information in accordance with the requirements for director nominations by stockholders in the Company's Bylaws to: AvalonBay Communities, Inc., Ballston Tower, 671 N. Glebe Road, Suite 800, Arlington, VA 22203, Attention: Corporate Secretary. See also the discussion of Stockholder Engagement and Responsiveness included in this Proxy Statement.

redevelopment of the Company's communities, and to review and monitor the financial structure, capital sourcing strategy and financial plans and projections of the Company. The Investment and Finance Committee has authority, subject to certain limits and guidelines set by the Board of Directors and Maryland law, to approve investment and financing activity. The Investment and Finance Committee met twice during 2018.

#### [Leadership Structure and Lead Independent Director](#)

---

Timothy J. Naughton, our Chief Executive Officer and President, also serves as the Company's Chairman of the Board. The Board believes that the Company is best served by having Mr. Naughton serve as Chairman of the Board in addition to Chief Executive Officer and President, as opposed to appointing one of the other current directors or a future director to serve as Chairman of the Board. Among other benefits, Mr. Naughton's role as Chief Executive Officer and President enables him, working with the Lead Independent Director, to act as a bridge between management and the Board, helping management and the Board to act with a common purpose. Mr. Naughton's combined roles as Chief Executive Officer, President and Chairman of the Board promote unified leadership and direction for the Company. To help assure sound corporate governance practices, the Board of Directors

established the position of Lead Independent Director in 2003. Mr. Sarles has served as the Lead Independent Director since May 2015 and the Board expects that Mr. Walter will be appointed to that position immediately following the Annual Meeting. The role of Lead Independent Director includes presiding at all meetings of the Board of Directors at which the Chairman of the Board is not present, serving as a liaison between the Chairman of the Board and the independent directors, establishing and approving meeting agendas for the Board, having the authority to call meetings of the independent directors, conferring with the Chairman of the Board and the Chief Executive Officer regularly, and acting as a contact person for stockholders and others who wish to communicate with the independent directors.

#### [Board of Directors Risk Oversight](#)

---

The Company and the Board have a number of practices with regard to Board oversight of risk management matters. The charter of each of the Company's Board committees provides that each committee shall, from time to time to the extent that committee deems appropriate, review risk and compliance matters relevant to that committee and report the results of such review to the full Board. As required by NYSE rules, the charter of the Audit Committee states that the Audit Committee will assist with Board oversight of risk and compliance

matters, and in any event will review the perceived major financial risk exposures of the Company and the steps management has taken to monitor and control such exposures. At most regularly scheduled Board meetings, the Board reviews key matters relating to the Company's finances, liquidity, operations and investment activity. On an annual basis, the Board engages in a broader discussion about company-wide risk management. Although it is not the primary reason for the selection of the current leadership structure by the Board, the

Company and the Board believe that the current leadership structure of the Board, including both a Chairman of the Board and a separate Lead Independent Director, helps facilitate these risk oversight functions by providing multiple channels for risk-related concerns and comments. The Company's operations involve various risks that could have adverse consequences, including those described in the Company's Annual Report on Form 10-K and other filings with the SEC. The Board

#### Independence of the Board

The NYSE has adopted independence standards for companies listed on the NYSE, which apply to the Company. These standards require a majority of the Board of Directors to be independent and every member of the Audit Committee, Compensation Committee and Nominating and Corporate Governance Committee to be independent. NYSE standards provide that a director is considered independent only if the Board of Directors "affirmatively determines that the director has no material relationship with the listed company (either directly or as a partner, shareholder or officer of an organization that has a relationship with the company)." In addition, NYSE rules and related NYSE commentary generally provide that:

- A director who is an employee, or whose immediate family member is an executive officer, of the Company is not independent until three years after the end of such employment relationship;
- A director who receives, or whose immediate family member receives, more than \$120,000 per year in direct compensation from the Company, other than director and committee fees and pension or other forms of deferred compensation for prior service (provided such compensation is not contingent in any way on continued service), is not independent until three years after he or she ceases to receive more than \$120,000 per year in such compensation; compensation received by an immediate family member for service as an employee of the Company (other than an executive officer) need not be considered in determining independence under this test;
- A director is not independent if (A) the director is a current partner or employee of a firm that is the Company's internal or external auditor; (B) the director has an immediate family member who is a current partner of such a firm; (C) the director has an immediate family member who is a current employee of such a firm and personally works on the Company's audit; or (D) the director or an immediate family member was within the last three years (but is no longer) a partner or employee of such a firm

recognizes that it is neither possible nor prudent to eliminate all risk. Despite the risk oversight activities described above, there can be no assurance that the Company's current practices have identified every potential material risk, are sufficient to address these risks, or that any risks will not result in a material adverse effect on the Company's business or operations.

and personally worked on the Company's audit within that time;

- A director who is employed, or whose immediate family member is employed, as an executive officer of another company where any of the Company's present executives serve on that company's compensation committee is not independent until three years after the end of such service or the employment relationship; and
- A director who is an executive officer or an employee, or whose immediate family member is an executive officer, of a company that makes payments to, or receives payments from, the Company for property or services in an amount which, in a single fiscal year, exceeds the greater of \$1 million or 2% of such other company's consolidated gross revenues, is not independent until three years after falling below such threshold.

To determine which of its members is independent, the Board of Directors used the above standards and also considered whether a director had any other past or present relationships with the Company which created conflicts or the appearance of conflicts.

Based on consideration of the foregoing and the absence of any other such transactions, relationships or arrangements found as a result of this review, the Board determined that all nominees for directors are independent, except for Mr. Naughton, who currently serves as the Chairman of the Board and the Company's Chief Executive Officer and President.

NYSE rules provide for additional independence standards that apply to members of the Audit Committee and the Compensation Committee. The Board has determined that each current and proposed member of these committees satisfies these additional standards.

## Stockholder Engagement and Responsiveness

We consider our relationship with our stockholders to be an important part of the Company's success and we value the outlook and opinions of our investors. During 2018 and early 2019 our management reached out to stockholders who collectively held a majority of the Company's outstanding stock to discuss the Company's practices and policies with respect to environmental, social and governance matters ("ESG"), and other matters. Management spoke with stockholders who responded to that outreach regarding such issues, in addition to speaking with the stockholder advisory firms Institutional Shareholder Services and Glass Lewis. These discussions addressed governance matters including board composition and refreshment, stockholder rights, executive compensation and sustainability efforts. The feedback from stockholders was conveyed to and discussed with the Nominating and Corporate Governance Committee and the full Board.

The goal of these conversations was to ensure that management and the Board understood and considered the ESG issues that are most important to our stockholders and to enable the Company to address them effectively.

In addition to conversations with our stockholders, the Company from time to time receives correspondence from stockholders and stockholder advocacy groups and responds and/or shares this correspondence with the Nominating and Corporate Governance Committee and the full Board where requested or otherwise appropriate.

The Board of Directors also considers the votes of stockholders at the Company's Annual Meeting and discusses potential issues raised through that forum.

At the Company's 2018 Annual Meeting of Stockholders, the members of the Nominating and Corporate Governance Committee received the affirmative vote of less than 75% of votes cast while other directors received the affirmative vote of more than 90% of votes cast. Based on discussions with stockholders and ISS, the Board believes that this vote reflected a desire on the part of some stockholders that the Company revise its Bylaw provision relating to rights of stockholders to amend the Bylaws. The Company's Bylaws permit the stockholders of the Company to amend the Company's Bylaws by the affirmative vote of the holders of a majority of the outstanding shares of the Company's Common Stock pursuant to a binding proposal submitted by a stockholder or group of up to five stockholders holding at least 1% of the outstanding shares of the Company's Common Stock for at least one year (except that stockholders may not amend or repeal (i) the bylaw that provides

for indemnification of officers and directors without the consent of any indemnified person adversely affected by such amendment or (ii) the bylaw which addresses procedures for amendment of the Bylaws without the approval of the Board). The Board believes that this bylaw amendment enables stockholders who hold a meaningful stake in the Company for more than a brief period to propose binding amendments to the Company's Bylaws. While the Board believes that this is an appropriate Bylaw provision and is in the Company's and stockholders' best interests, the Board continues to review and monitor this matter.

## Contacting the Board

Any stockholder or other interested party may contact any of our directors, including the Lead Independent Director or our independent directors as a group, by writing to them at the following address. The envelope in which you send your letter should clearly specify the name of the individual director or group of directors to whom your letter is addressed. Any communications received in this manner will be forwarded as addressed.

[Name of Director or Group of Directors]  
c/o AvalonBay Communities, Inc.  
Ballston Tower  
671 N. Glebe Road, Suite 800  
Arlington, VA 22203  
Attention: Corporate Secretary

## Report of the Audit Committee

The Audit Committee of the Board of Directors of AvalonBay Communities, Inc., a Maryland corporation (the "Company"), reviews the financial reporting process of the Company on behalf of the Board of Directors. Management has primary responsibility for this process, including the Company's system of internal controls, and for the preparation of the Company's consolidated financial statements in accordance with generally accepted accounting principles and for the Company's internal controls over financial reporting. The Company's independent auditors, and not the Audit Committee, are responsible for auditing and expressing an opinion on the conformity of the Company's audited financial statements to generally accepted accounting principles. In this context, during 2018 and 2019, the Audit Committee reviewed and discussed the audited financial statements and Ernst & Young's evaluation of the Company's internal control over financial reporting with management and the independent auditors. The Audit Committee has discussed with the independent auditors the matters required to be discussed by the Auditing Standards adopted by the Public Company Accounting Oversight Board ("PCAOB"). In addition, the Audit Committee received from the independent auditors the written disclosures required by the PCAOB regarding the independent auditor's

communications with the Audit Committee regarding independence, and the Audit Committee discussed with the independent auditors their independence from the Company and its management. Relying on the reviews, disclosures and discussions referred to above, the Audit Committee recommended to the Board of Directors that the audited financial statements be included in the Company's Annual Report on Form 10-K for the year ended December 31, 2018, for filing with the SEC, and the Board of Directors has approved this recommendation. The Audit Committee and the Board have also recommended, subject to stockholder ratification, the selection of Ernst & Young as the Company's independent registered public accounting firm for the year ending December 31, 2019.

### *Submitted by the Audit Committee*

Alan B. Buckelew (Chair)  
Ronald L. Havner, Jr.  
Stephen P. Hills  
Richard J. Lieb  
Susan Swanezy

## Fiscal 2017 and 2018 Audit Fee Summary

During fiscal years 2017 and 2018, the Company retained its principal independent auditors, Ernst & Young, to provide services in the categories and for the approximate fee amounts shown below:

	2017	2018
Audit fees	\$2,005,270	\$1,935,660
Audit related fees <sup>(1)</sup>	\$793,229	\$568,846
Tax fees <sup>(2)</sup>	\$686,757	\$782,181
All other fees	\$0	\$0

(1) Audit related fees include fees for services traditionally performed by the auditor such as subsidiary audits, employee benefit audits, and accounting consultation.

(2) Tax fees include preparation and review of subsidiary tax returns and taxation advice.

## Audit Committee Pre-Approval of Audit and Permissible Non-Audit Services of Independent Auditors

The Audit Committee pre-approves all audit and permissible non-audit services provided by the independent auditors. These services may include audit services, audit-related services, tax services and other services. Pre-approval is provided for up to one year, and any pre-approval is detailed as to the particular service or category of services and is subject to a specific budget.

The independent auditors and management are required to periodically report to the Audit Committee regarding the extent of services provided by the independent auditors in accordance with this pre-approval, and the fees for the services performed to date. The Audit Committee may also pre-approve particular services on a case-by-case basis.

## Transactions with Related Persons, Promoters and Certain Control Persons

The Company's Code of Business Conduct and Ethics, adopted by the Company's Board of Directors and evidenced in writing, provides that no employee of the Company, including an executive officer or director, may engage in activities that create a conflict of interest with the Company unless all relevant details have been disclosed and an appropriate waiver permitting the conduct has been received. An activity constitutes a conflict of interest under the Code if (i) the activity could adversely affect or compete with the Company, (ii) any interest, connection or benefit to the employee or director from the activity could reasonably be expected to cause such employee or director to consider anything other than the best interest of the Company when deliberating and voting on Company matters

or (iii) any interest, connection or benefit to the employee or director from the activity could give such employee or director or a member of his or her family an improper benefit that he or she obtains on account of his or her position within the Company. An executive officer or member of the Board of Directors may only receive a waiver from the Board or any designated committee of the Board, and any waiver granted to an executive officer or director will be disclosed to the Company's stockholders to the extent required by law or NYSE rules. The Nominating and Governance Committee of the Board (or any other committee that is designated) is responsible for administering the Code for executive officers and directors.

## IV. Compensation

### Compensation Discussion and Analysis

This Compensation Discussion and Analysis ("CD&A") provides a description of (i) how the Board of Directors and the Company think about compensation for the Company's executive officers, and (ii) what decisions were made in setting 2018 compensation, including the establishment of goals and aligning of compensation with performance and stockholder interests.

Specifically, the CD&A contains the following sections:

#### INTRODUCTION AND EXECUTIVE SUMMARY

- Summary of 2018 Achievements
- Summary of our Executive Compensation Program
  - Our Executive Compensation Philosophy
  - Our Named Executive Officers in 2018
  - Compensation Overview
  - Chairman and CEO 2018 Compensation At-a-Glance
  - Chairman and CEO 2018 Target Opportunity Mix
  - Impact of the Company's Performance on our Named Executive Officer Compensation
  - Realized Pay for 2018 Performance
  - Our Compensation Programs Incorporate Best Practices

#### ADDITIONAL DISCUSSION

- Consideration of the Results of the 2018 Stockholder Advisory Vote on Executive Compensation
- Our Decision Making Process
  - Who is Involved in Compensation Decisions
  - How We Review Market Compensation
  - How We Select and Use Peer Groups
  - Who Are our Compensation Consultants
  - What We Pay and Why: Elements of Compensation
  - How We Establish Goals and Determine Achievement for Incentive Compensation
- Review of 2018 Performance and Pay
  - Annual Cash and Stock Incentive Program
  - Long-Term Incentive Program
- 2018 Compensation Determinations
- 2019 Compensation Determinations

#### INTRODUCTION AND EXECUTIVE SUMMARY:

##### [Summary of 2018 Achievements](#)

---

**Summary:** Apartment market fundamentals accelerated more quickly than expected in 2018. 2018 earnings per share-diluted was \$7.05. 2018 Core Funds from Operations (known as "Core FFO") of \$9.00 per share was \$0.07 per share above the midpoint of our initial outlook provided in January 2018 and 4.4% over 2017 Core FFO per share. This outperformance was primarily driven by better-than-expected results in our Established Communities portfolio.

Over the course of 2018, we (i) completed \$742 million of new development, (ii) raised approximately \$1.7 billion of new capital, including through the contribution of assets in New York City valued at \$760 million to a new joint venture ("NYC JV") in which we retained a 20% interest, (iii) de-levered the balance sheet, and (iv) made important strides within the area of corporate responsibility.

**Operating Activity:** Rental revenue for Established Communities increased 2.5% in 2018, which was approximately 40 basis points above our initial outlook. Net Operating Income (known as "NOI") for Established Communities increased 2.3% in 2018, which was 30 basis points above our initial outlook.

**Development Activity:** We completed seven new development communities containing an aggregate of 1,915 apartment homes and 10,000 square feet of retail space for an aggregate total capital cost of \$742 million in 2018. During the year, we also started construction of eight new apartment communities that are expected to contain 2,154 apartment homes and 57,000 square feet of retail space for an aggregate projected total capital cost of \$718 million.

At year-end 2018, we had 21 communities under construction that are expected to contain 6,609 apartment homes and 87,000 square feet of retail space. These communities are projected to be completed for an aggregate total capital cost of approximately \$2.4 billion. In addition, we are pursuing a potential for-sale strategy of individual condominium units for the residential portion of 15 West 61st Street, which is currently under construction and expected to contain 172 residential units and 67,000 square feet of retail space when completed and is expected to be developed for an estimated total capital cost of \$620 million.

**Dividend Growth:** In January 2019, we announced a dividend increase of 3.4%, to a quarterly rate of \$1.52 per share. Since the first quarter of 2011, we have increased the quarterly dividend by 70%.

**Balance Sheet Management:** During 2018, we raised approximately \$1.7 billion of gross capital through the issuance of unsecured notes, sale of common shares, the sale of consolidated operating communities, and the contribution of consolidated assets to the NYC JV. As of year-end 2018, net debt-to-Core EBITDAre declined to 4.6 times, a low for the cycle, from 4.9 times as of year-end 2017. Core EBITDAre is defined as earnings before interest income and expense, income taxes, depreciation and amortization, and gains or losses on the disposition of depreciated property, adjusted to reflect our share of EBITDAre of unconsolidated entities and the impact of non-core items. In addition, our percentage of unencumbered NOI increased to 91% in 2018, from 89% in 2017.

**Portfolio Management:** During 2018, we acquired four communities, containing 1,096 apartment homes, for an aggregate purchase price of \$334 million; three of these communities are located in our expansion markets of Southeast Florida and Denver. We sold eight wholly-owned communities in 2018, containing 1,798 apartment homes and 17,000 square feet of retail space, for an aggregate sales price of \$619 million.

As noted above, we also contributed five wholly-owned communities to the NYC JV. The Company retained a 20% ownership interest in the NYC JV and is acting as the managing member of the venture as well as the property manager for the communities.

**Earnings and Core FFO Growth:** 2018 earnings per share-diluted was \$7.05. Core FFO per share increased by 4.4% over the prior year to \$9.00. For the three year period ended December 31, 2018 (the period measured for this metric in our maturing performance awards), our Core FFO grew at an annualized rate of 6.0%.

**Other Achievements:** We continued our ESG leadership in the multifamily sector in 2018. The Global Real Estate Sustainability Benchmark (GRESB) awarded us 4 out of 5 “Green Stars” for leadership in environmental sustainability. In addition, a number of firms who evaluate ESG performance for investors continue to rank us as one of the most advanced U.S. companies on a variety of ESG metrics. We were included in Corporate Responsibility Magazine’s 100 Best Corporate Citizens list and, in January 2019, the Company became a constituent of the FTSE4Good Index Series.

We remain in the 90th percentile in associate engagement, as measured by a third-party service provider who surveys leading companies on workforce engagement. In 2018, we were recognized by Glassdoor employee choice ratings as one of the Top 100 companies to work for in the U.S for the second consecutive year and Indeed, another online recruiting website, named the Company as a Top Five Place to Work in the DC Metro Area.

Our residents value our efforts, too, and we ranked first among publicly traded multifamily REITs for online reputation according to J. Turner Research’s Online Reputation Assessment Power Rankings for a third consecutive year.

**Definitions and Reconciliations:** For definitions and reconciliations of FFO, Core FFO, Established Communities, and NOI, see pages 33-35, 18, and 39-40, respectively, of the Company’s Annual Report on Form 10-K for the year ended December 31, 2018 (the “Form 10-K”), as filed with the SEC.

## Summary of our Executive Compensation Program

### Our Executive Compensation Philosophy

AvalonBay's Total Compensation Program is designed to:

- Attract, retain and motivate talent within the Company,
- Align the interests of management with the interests of stockholders,
- Direct performance with clearly defined goals and measures of achievement, and
- Assure that compensation is aligned with performance


### Our Named Executive Officers in 2018

This CD&A describes the compensation of the following Named Executive Officers:

Name	Title
<b>Timothy Naughton</b>	Chairman, CEO and President
<b>Kevin O'Shea</b>	Chief Financial Officer
<b>Sean Breslin</b>	Chief Operating Officer
<b>Matthew Birenbaum</b>	Chief Investment Officer
<b>Stephen Wilson</b>	Executive Vice President, Development

### Compensation Overview

Consistent with our total compensation philosophy, a substantial majority of the target pay of our Named Executive Officers is variable and contingent on performance.



### Chairman and Chief Executive Officer 2018 Compensation At-A-Glance

**Base Salary.** Mr. Naughton's base salary was increased in 2017 from \$950,000 to \$1,000,000 and remained the same for 2018. Mr. Naughton previously maintained a base salary of \$950,000 from 2013 until 2017.

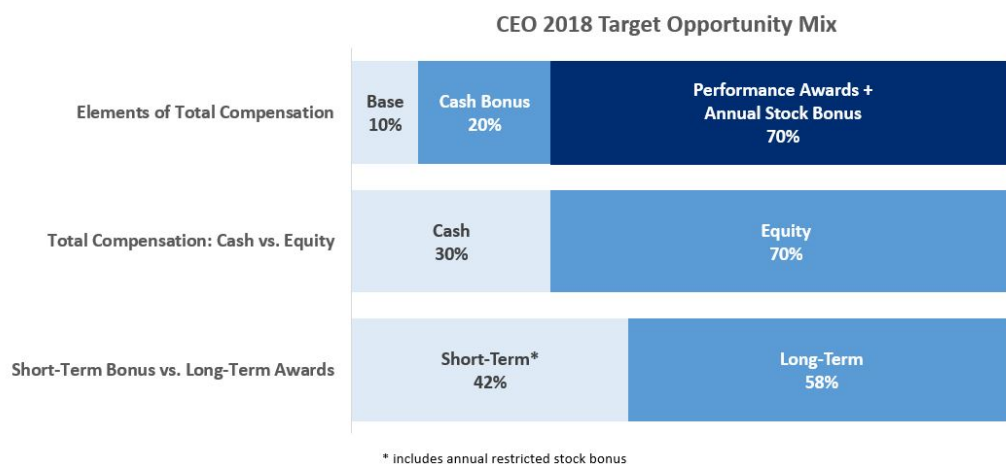
**Cash Bonus.** Mr. Naughton's target cash bonus increased from 175% to 200% of base salary in 2018. 75% of the target cash bonus is based on corporate performance factors and 25% is based on individual performance. The achievement levels for the corporate performance and individual factors for 2018 were determined to be 117.9% and 120%, respectively, resulting in a final cash bonus for 2018 of \$2,368,500.

**Stock Bonus.** Mr. Naughton's target stock bonus for 2018 was \$1,750,000. The performance measures used in calculating the stock bonus reflect different elements of the Company's performance and are not duplicative of the performance measures used to evaluate corporate performance under the annual cash bonus program. The achievement level for these stock bonus performance measures for 2018 was 121.6%, which resulted in a payout of \$2,128,000. The payout is delivered in the form of restricted stock that vests ratably over three years from the date of grant. Please note that under applicable SEC rules this award will be disclosed in the 2020 proxy statement Summary Compensation Table as the actual grant of stock based on 2018 achievement occurred in 2019.

**Performance Awards.** Mr. Naughton's target performance award for the 2018 - 2020 performance period was \$5,250,000. Sixty percent of the target award was tied to three-year total shareholder return ("TSR") metrics, including absolute and relative comparisons, and 40% of the target award was tied to three-year relative financial operating metrics as described in more detail below.

With respect to the three-year performance cycle concluding in 2018, Mr. Naughton's award was settled in 24,205 shares of restricted stock valued at \$4,737,403, based on the closing stock price of the Company's Common Stock on the NYSE on February 14, 2019 of \$195.72. The 2016 - 2018 performance award was awarded in February 2016 and the performance cycle ended in December 2018, with the Board of Directors certifying the actual achievement in February 2019. Consistent with the other performance awards granted by the Company, 60% of the target award was tied to three-year TSR metrics, including absolute and relative comparisons, and 40% of the target award was tied to three-year relative financial operating metrics. The Company achieved 81.3% of target payout for the 2016 - 2018 performance awards.

#### Chairman and CEO 2018 Target Opportunity Mix

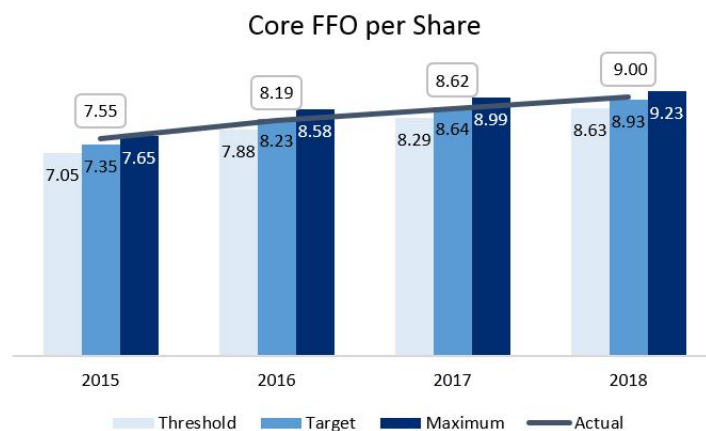


#### Impact of Company's Performance on Named Executive Officer Compensation

A substantial portion of our Named Executive Officers' compensation is linked to performance, both short-term and long-term.

##### Annual Cash Bonus:

**Core FFO per Share:** The Board believes that Core FFO per share is a key measure of the Company's performance and accordingly it was given a 50% weighting in determining achievement of the corporate component of the 2018 Annual Bonus goals. The following table shows that the Company increased its target goal for Core FFO per share in each of the past four years, from \$7.35 per share in 2015 to \$8.93 in 2018. The target goal represents a compounded annual growth rate of 6.71% for the past three years. For 2018, actual Core FFO per share was \$9.00, which was higher than the target goal of \$8.93, resulting in 123.3% of target performance.



**Development and Redevelopment NOI:** At the beginning of the year, budgeted NOI is established for each development and redevelopment community based on construction progress and expected deliveries and occupancies. At year end, actual NOI for each community is compared to budgeted NOI. Variances to budgeted NOI may be attributed to schedule accelerations or delays, faster or slower absorption of delivered units, or expense savings or overruns, among other factors. The target goal is to achieve budgeted NOI. Significant variances from budget, both positive and negative, are capped at threshold and maximum levels. For 2018, the actual variance for Development NOI approximated budget, resulting in near target performance. The actual variance for Redevelopment NOI was favorable to budget, resulting in above target performance.

Performance Measure	Weight	Threshold	Target	Max	Actual %	% of Target
2018 Development Lease-Up NOI of \$52.4M vs. Budget of \$52.9M	10%	-10.0%	0.0%	10.0%	-1.0%	95.1%
2018 Redevelopment NOI of \$143.5M vs. Budget of \$142.7M	5%	-3.0%	0.0%	3.0%	0.5%	118.0%

**Development Yield:** The development yield (i.e., projected NOI/total capital cost) performance for communities that achieve stabilized occupancy during the year is compared to our target yield for such developments. A community is considered to have stabilized occupancy at the earlier of (i) attainment of 95% physical occupancy or (ii) the one-year anniversary of completion of development or redevelopment. The target goal is to meet our pre-established target yield for each development community. Performance is determined based on the weighted average of the stabilized Development yields compared to the weighted average of the target yields for the basket of annual completions. The yields are weighted based on total capital cost. The target development yield is established at construction start for each property based on our cost of capital and deal specific attributes. In this case, the actual variance in stabilized yield compared to target yield for the 2018 development communities, approximates zero, resulting in near target performance.

Performance Measure	Weight	Threshold	Target	Max	Actual	% of Target
2018 Development Completions (Yield of 6.46% vs. Target Yield of 6.52%)	10%	-0.75%	0.0%	0.75%	-0.1%	96.2%

**Corporate Objectives:** Progress on strategic and corporate initiatives is a qualitative judgment of the Company's achievement on multi-year corporate investments and projects.

Performance Measure	Weight	Threshold	Target	Max	% of Target
Progress on Strategic and Corporate Initiatives	10%	50%	100%	200%	125%
Effectiveness of Management	15%	50%	100%	200%	125%

Our 2018 strategic initiatives included projects related to market expansion with a focus on Denver and Southeast Florida, further standardizing design and product protocols, increasing our focus on talent management, and

reimagining our operating model for increased efficiency and revenue growth. Our 2018 corporate initiatives continued to focus on enhancing our technology platform, expanding internal capabilities to provide new business insights and competitive advantages, and continuing the focus on strengthening our core operations. Substantial Progress on Strategic and Corporate Initiatives was made in 2018, and the Compensation Committee determined that the achievement on this category was 125% of target, based on significant progress on each of the initiatives during the year.

Effectiveness of Management is defined as capital allocation on development opportunities, portfolio management, balance sheet and liquidity management, talent management and leadership development, high levels of associate engagement, and managing overhead expenses. For 2018, the Compensation Committee determined that achievement on this category was 125% of target.

#### Annual Stock Bonus:

Mr. Naughton's 2018 annual stock bonus component consisted of the following performance measures:

Performance Measure	Weight	Threshold	Target	Max	Actual	% of Target
Same Store Controllable NOI vs. Budget	20%	-2%	0%	2%	0.45%	122.5%
Customer Service – Mid-Lease Net Promoter Score ("NPS")	20%	27	30	33	32	166.7%
Construction Performance, including Budget, Quality, Schedule and Safety	20%	Qualitative Assessment				116.0%
Development Starts and Completions vs. Plan	20%	Qualitative Assessment				88.0%
Talent Development and Succession Planning	20%	Qualitative Assessment				115.0%
<b>Total</b>	<b>100%</b>					<b>121.60%</b>

The above performance measures represent different aspects of the Company's business and are not duplicative of the measures under the corporate annual cash bonus program. Same Store Controllable NOI measures our stabilized community performance. Net Promoter Score is a measure of customer loyalty and satisfaction, which allows the Company to assess the value of our services to our customers and potential customers. Construction and Development metrics reflect key financial business drivers of the Company's success and the CEO's commitment to safety. Talent Development and Succession Planning ensures that future leaders of the Company are thoroughly trained and developed.

The Annual Stock Bonus for the Named Executive Officers other than the CEO was based on their respective business unit performance.

Once the final achievement for the annual stock bonus is determined, the number of shares of restricted stock is calculated and awarded to each Named Executive Officer. The restricted stock will vest ratably over three years after the date of grant, subject to the Named Executive Officer's continued employment through each such vesting date, but subject to earlier acceleration of vesting in the event of a termination due to death, disability, retirement, or termination by the Company without cause. The annual stock bonus performance period was calendar year 2018, with performance determined upon the completion of the 2018 year. The actual issuance of the time-based restricted stock occurred in February 2019.

Performance Awards: Our performance awards with performance periods ending in 2018 consisted of the following measures:

Performance Measure	Weight	Threshold	Target	Max	Actual	% of Target	Achievement
Absolute 3-yr TSR	33.4%	4.0%	8.0%	12.0%	3.7%	0.0%	Below Threshold
AVB 3-yr TSR vs. NAREIT Equity REIT Index	33.3%	-4.0%	0.0%	4.0%	-1.3%	83.2%	Above Threshold
AVB 3-yr TSR vs. NAREIT Apt Index	33.3%	-3.0%	0.0%	3.0%	-1.8%	69.4%	Above Threshold
<b>TSR Metric %</b>	<b>100.0%</b>					<b>50.9%</b>	
Performance Measure	Weight	Threshold	Target	Max	Actual	% of Target	Achievement
3-yr Core FFO per share growth vs. Peers	66.7%	-3.0%	0.0%	3.0%	1.3%	144.7%	Above Target
3-yr Net Debt-to-Core EBITDA vs. Peers	33.3%	1.5x	0.0x	-1.5x	-0.3x	122.6%	Above Target
<b>Operating Metric %</b>	<b>100.0%</b>					<b>137.4%</b>	
<b>Final Achievement %</b>	<b>100.0%</b>					<b>81.3%</b>	

Sixty percent of each officer's total performance award target value was tied to the TSR metrics identified above and 40% of the total performance award target value was tied to the operating metrics identified above. Because the Monte Carlo value of a unit was used to calculate the number of target performance units tied to TSR metrics and the actual stock price was used to calculate the number of target performance units tied to operating metrics, the actual total number of units awarded reflected 64.8% based on the TSR metrics and 35.2% based on the operating metrics.

### Realized Pay for 2018 Performance

The following table shows one way in which our Compensation Committee looked at the compensation paid and awarded to each of the Named Executive Officers for service and performance with respect to 2018. This table differs from the Summary Compensation Table provided on page 48, which includes several items that are driven by accounting and reporting requirements that are not necessarily reflective of the compensation actually realized by the executive with respect to a particular year. The primary difference between this supplemental table and the Summary Compensation Table is the timing and method used to value multi-year performance award units and stock awards.

SEC rules require that the grant date fair value of all performance award units and stock awards be reported in the Summary Compensation Table in the row for the year in which they were granted, regardless of which year the awards were made with respect to or (in the case of performance awards) which year the awards pay out in the form of restricted shares. As a result, a significant portion of the total compensation for 2018 reported in the Summary Compensation Table relates to restricted stock awards granted in early 2018 for performance in 2017 or, in the case of performance awards, awards for the 2018 - 2020 performance cycle for which performance has not yet been determined and for which the value is uncertain (and which may end up having no realized value at all).

In contrast, the table immediately below is provided to illustrate the actual cash and restricted shares received by each Named Executive Officer for service and performance in 2018 and the restricted shares realized for performance awards maturing on December 31, 2018. Note that the amounts reported below differ substantially from the amounts determined under SEC rules and reported in the Summary Compensation Table. This table is not a substitute for the Summary Compensation Table.

Name and Principal Position	Year	Salary (\$)	Annual Bonus and Earned Performance Awards		All Other Compensation (\$) <sup>(3)</sup>	Total (\$)
			Cash <sup>(1)</sup>	Restricted Stock <sup>(2)</sup>		
Timothy Naughton Chief Executive Officer	2018	1,000,000	2,368,500	6,865,466	22,177	10,256,143
Kevin O'Shea Chief Financial Officer	2018	595,192	846,900	1,673,993	24,179	3,140,264
Sean Breslin Chief Operating Officer	2018	595,192	886,800	1,910,031	23,577	3,415,600
Matthew Birenbaum Chief Investment Officer	2018	595,192	867,300	1,876,563	23,757	3,362,812
Stephen Wilson EVP, Development	2018	520,192	513,240	986,233	21,988	2,041,653

(1) Amounts in this column reflect the cash awards made in February 2019 with respect to performance under the Annual Bonus program in 2018.

(2) Amounts in this column reflect the value of shares of restricted stock awarded in February 2019 (i) with respect to performance under the Annual Bonus program in 2018, and (ii) for achievement under the long-term incentive performance awards maturing on December 31, 2018, all with a value per share of \$195.72, the closing price of the Company's Common Stock on the NYSE on February 14, 2019.

(3) Amounts in this column include the same components described in the "All Other Compensation" column of the Summary Compensation Table.

### Our Compensation Programs Incorporate Best Practices

The Company implements and maintains leading practices in its executive compensation programs. These practices include the following:

- Pay for performance
- Review of competitive market information when considering executive pay
- Caps on annual and long-term incentives
- Limited perquisites
- No employment agreements with officers
- Policy on recoupment of incentive compensation (clawback policy)
- Double-trigger equity compensation vesting in the event of a change in control
- Director and executive officer stock ownership guidelines
- Separate board and management compensation consultants
- Prohibition against hedging, pledging or borrowing against Company stock by directors and officers

## ADDITIONAL DISCUSSION

### Consideration of the Results of the 2018 Stockholder Advisory Vote on Executive Compensation

As previously announced at the 2018 Annual Meeting of Stockholders, the Company's executive officer compensation for 2017 was approved by over 90% of the votes cast on the matter. The Compensation Committee and the Company considered these results to be an endorsement by stockholders of the Company's compensation structure, target level and actual executive compensation.

## Our Decision Making Process

---

### Who is Involved in Compensation Decisions

Independent Board Members	Independent Compensation Committee
<p>Review and approve the Company's business plan</p> <p>Review and ratify the compensation of the Chief Executive Officer and the other executive officers as approved and recommended by the Compensation Committee</p>	<p>Reviews and recommends to the independent members of the Board the setting of performance goals for corporate bonus programs after the full Board reviews and approves the business plan</p> <p>Approves and recommends to the independent members of the Board for ratification the target and actual total compensation of the CEO and executive officers</p>
Independent Compensation Consultant	Shareholders and Other Key Stakeholders
<p>Provides guidance on executive compensation programs in terms of prevailing market practice</p> <p>Steven Hall &amp; Partners is the Compensation Committee's independent compensation consultant</p>	<p>Provide feedback on various executive pay practices and governance during periodic meetings with management</p>

### How We Review Market Compensation

---

In determining the total compensation for each Named Executive Officer, which is the sum of base salary, bonus and long-term incentives, the Compensation Committee generally considers a number of factors on a subjective basis, including:

- (i) the scope of the officer's responsibilities within the Company and in relation to comparable officers at various companies within the peer group described below;
- (ii) the experience of the officer within our industry and at the Company;
- (iii) performance of the officer and his or her contribution to the Company;
- (iv) the Company's financial budget and general level of wage increases throughout the Company for the coming year;
- (v) a review of historical compensation information for the individual officer;
- (vi) the recommendations of the Chief Executive Officer (other than with regard to his own compensation); and
- (vii) data regarding compensation paid to officers with comparable titles, positions or responsibilities at REITs that are considered by the Compensation Committee to be comparable for these purposes.

An officer's target compensation is not mechanically set to be a particular percentage of the peer group average, although, as noted, the Compensation Committee does review the officer's compensation relative to the peer group to help the Compensation Committee perform the subjective analysis described above.

An officer's target compensation may vary from the peer group data for the following reasons:

- (a) the officer's role and experience within the Company may be different from the role and experience of comparable officers at the peer companies;
- (b) the actual compensation for comparable officers at the peer companies may be the result of a year of over-performance or under-performance by the peer group;
- (c) the target compensation and performance goals for comparable officers at peer companies may not have the same rigor as at the Company; and

(d)the Compensation Committee believes that ultimately the decision as to appropriate target compensation for a particular officer should be made based on the full review described above.

Our incentive programs are designed so that actual performance in excess of the performance targets results in payouts above target (with caps on above target payouts) and actual performance below the performance targets results in payouts below target or no payout.

## How We Select and Use Peer Groups

### Companies for Market Compensation Purposes:

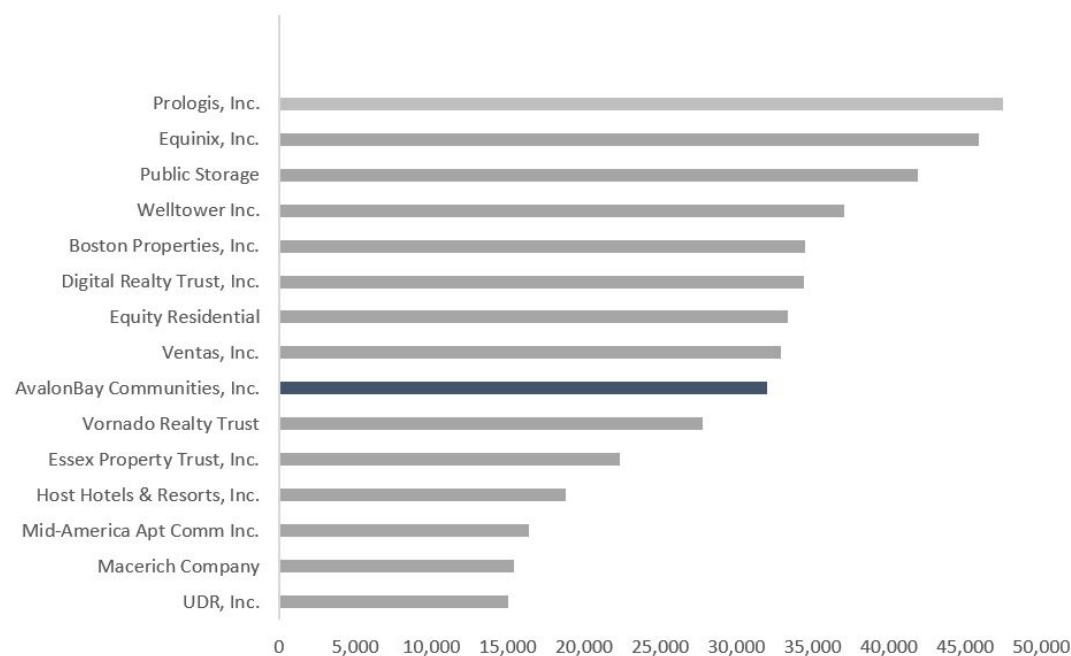
The Company regularly reviews the reference peer group described below, which it uses when evaluating the appropriate levels of executive compensation, in order to maintain consistency and relevancy. In determining the peer group composition, the following elements are considered.

The final peers selected have one or more of the following characteristics:

- Asset Focus (multi-family/complexity of operations): a meaningful portfolio of multifamily properties and/or intense property management operations
- Size: defined as total capitalization (equity plus debt) within 0.5x to 2.0x of AvalonBay
- Talent: companies with whom we could compete for talent

The Company now uses the following 15 companies in its peer group for comparison of total compensation. GGP was acquired by Brookfield Property Partners in August 2018.

Total Capitalization (Equity + Debt)  
(\$ in Millions as of Dec. 31, 2018)



Source: S&P Global

### Companies for Performance Award Measurement Purposes

The Company uses a different peer group for determining performance under its performance awards. The peer group for determining the level of total target compensation is based in part on size parameters since the Company is competing with similar sized companies for executive talent. For the performance awards, size is less of a consideration and more emphasis is placed on multi-family peers since operating performance and shareholder return are more appropriately compared with direct competitors in our specific industry.

For the 2016 - 2018 performance awards relating to three-year relative TSR, the following indices were used:

- FTSE NAREIT Apartment Total Return Index represents REITs in the multifamily housing industry across the U.S.
- FTSE NAREIT Equity REITS Index represents a comprehensive group of REITs that spans a variety of commercial real estate space (such as retail, office, storage and multifamily) across the U.S.

For the 2016 - 2018 performance awards relating to operating metrics, the following multifamily REITs were used as peer companies:

- Apartment Investment and Management Company
- Camden Property Trust
- Equity Residential
- Essex Property Trust, Inc.
- Mid-America Apartment Communities, Inc.
- Post Properties, Inc.
- UDR, Inc.

These companies were chosen primarily because they are publicly-traded companies in the multifamily industry.

Please note that Post Properties was acquired in December 2016. For companies that were acquired during the performance period, their operating metrics were factored in for the portion of the performance period for which they were publicly traded companies that published operating results.

### Who Are our Compensation Consultants

---

The Compensation Committee has engaged Steven Hall & Partners, an executive compensation consulting firm, to provide it with advice and counsel on executive compensation as well as competitive pay practices. Steven Hall & Partners did not provide any services directly to the Company or its management. Management uses the services of FPL Associates, another compensation consulting firm, to provide it with information about competitive pay practices and data. The Compensation Committee undertook an assessment of whether any material conflict of interest exists in connection with the services of Steven Hall & Partners to the Compensation Committee or the services of FPL Associates to management and concluded that there was no such material conflict of interest.

With respect to the three-year performance awards relating to TSR, the Company utilizes FAS Solutions Inc. to provide the Monte Carlo valuation.

### What We Pay and Why: Elements of Compensation

---

Our executive compensation program contains the following pay components:

- Base Salary – Fixed cash compensation
- Annual Incentive Award – Payable in cash and stock contingent upon achievement of performance measures and goals
- Long-Term Incentive Awards – Payable in the form of performance based awards with pre-established measures and goals

Type	Component	Description	Connection to the Company's business strategy/philosophy
Fixed Compensation	Base Salary	This amount, payable in cash, is generally established each year in February and effective in March.	Competitive base salaries help attract and retain key talent
Performance-Based Compensation	Annual Incentive Award	Threshold, target and maximum targets and goals are established in February of each year and payouts are made the following year. Two forms of payments – cash and restricted stock that vests ratably over three years.	Drive Company and business unit performance Motivate individual performance Retain the services of the executive
	Long-Term Incentive Awards	A target number of performance units is granted and the number of units earned may increase or decrease contingent upon absolute and relative TSR and operating performance against peer groups.  Multi-year performance awards granted prior to 2018 are subject to additional three-year time-vesting requirement.	Align executive officers' compensation with the interests of stockholders  Maximize the Company's performance and reward management's long-term perspective

#### How We Establish Goals and Determine Achievement for Incentive Compensation

**Setting Goals:** At the beginning of the year, the Board of Directors reviews and approves the Company's business plan and budget. Subsequently, the Company's management proposes corporate goals for that year for the annual bonus program and long-term incentive program. The Compensation Committee reviews these proposed goals, adopts any revisions it may deem appropriate, and recommends the final corporate goals to the full Board of Directors for ratification and approval by a vote of the independent directors who would qualify for membership on the Compensation Committee.

Annual business unit goals are drafted by the head of each business unit and reviewed, modified and approved by the Chief Executive Officer.

The individual goals for the annual bonus program are determined in a similar manner, with the exception that the goals for the Chief Executive Officer are determined by the Compensation Committee and ratified by the independent directors of the Board who would qualify for membership on the Compensation Committee.

**Determining Achievement:** At the end of each year, the Chief Executive Officer reviews and recommends to the Compensation Committee his assessment of the achievement of corporate goals for both the annual bonus program and the long-term incentive program, and the business unit and individual goals for the annual bonus program for the other Named Executive Officers. Recommendations for bonus awards and compensation changes for the Chief Executive Officer and all executive officers are approved by the Compensation Committee and are then ratified by the independent directors who qualify for membership on the Compensation Committee.

**Design of the Annual Cash Incentive Program:** Our annual bonus program emphasizes short term goals and is paid in cash.

Three components are measured to determine performance under the 2018 Annual Cash Incentive Program:

- Corporate performance, consisting of Core FFO per share, Development and Redevelopment NOI, development yield and management performance
- Business unit performance (applies to all Named Executive Officers except the Chief Executive Officer)
- Individual performance

#### Why These Performance Measures are Selected:

Corporate Performance	Rationale
Core FFO per Share	<p>Core FFO per share (or similar measures such as Operating FFO) is a key metric used by many REITS and tracked by equity research analysts.</p> <p>Core FFO per Share is reported in our quarterly results and periodic guidance to the market.</p>
Development Lease-Up NOI and Redevelopment NOI vs. Budget	<p>Development and redevelopment are core competencies of the Company that contribute to value creation.</p> <p>Development and Redevelopment NOI are profit related measures that are important to fulfillment of the annual business plan.</p> <p>NOI helps investors and management to understand the core operations of a community or communities prior to the allocation of any corporate-level or financing-related costs. NOI reflects the operating performance of a community and allows for an easy comparison of the operating performance of individual assets or groups of assets.</p>
Development Completions (Yield vs. Target Yield)	<p>Development yield (i.e., projected NOI/total capital cost) is a return measure that reflects the economic returns from a development community as a percentage of the capital we invested in it.</p> <p>As a performance measure, we measure development yield on completed developments (once the development achieves stabilized occupancy) against the target yield we have for that asset.</p>
Management's Performance vs. Goals	<p>There are two components to the qualitative assessment of management's performance: (i) strategic and corporate initiatives, and (ii) management effectiveness, where we gauge ourselves against pre-established annual and multi-year goals.</p>

#### Review of 2018 Performance and Pay

#### Annual Cash and Stock Incentive Program:

The goals, metrics and achievement for the corporate component of the 2018 Annual Cash Incentive Program are graphically illustrated in the following charts. Total performance under all corporate goals was determined to be 117.9% of target.

## Corporate Goals and Achievement for Annual Cash Incentive

Please note that the achievement placement line marker is approximate and is for illustration purpose only

### Core FFO per Share (50%)

Threshold: \$8.63

Target: \$8.93



Maximum: \$9.23

Performance: Actual 2018 Core FFO per share was \$9.00 per share, above Target of \$8.93 per share (123.3% of Target)

### Development Lease-Up NOI (10%)

Threshold: 10% Below Budgeted NOI

Target: Meeting Budgeted NOI



Maximum: 10% Above Budgeted NOI

Performance: Actual 2018 Development Lease-Up NOI was 1% below Budget (95.1% of Target)

### Redevelopment NOI (5%)

Threshold: 3% Below Budgeted NOI

Target: Meeting Budgeted NOI



Maximum: 3% Above Budgeted NOI

Performance: Actual 2018 Redevelopment NOI was 0.5% Above Budget (118.0% of Target)

### Development Yield Metric (10%)

Threshold: 0.75% Below Target Yield

Target: Target Yield



Maximum: 0.75% Above Target Yield

Performance: Actual Yield was 0.1% below the Target Yield (96.2% of Target)

### Effectiveness of Management and Progress on Corporate Initiatives (25%)

Threshold: 50% of Target

Target



Maximum: 200% of Target

Performance: Effectiveness of Management and Progress on Corporate Initiatives was 125% of Target

## Individual Goals and Achievement for Annual Cash Component

Individual goals for the officers include the executive's leadership and managerial performance, as well as specific objectives, and are evaluated on a subjective basis annually. Individual performance for Mr. Naughton was determined by the Compensation Committee. The Compensation Committee also determined individual performance for the other Named Executive Officers after receiving recommendations from Mr. Naughton. The Compensation Committee determinations were ratified and approved by the independent members of the Board who would qualify to serve on the Compensation Committee.

Mr. Naughton's individual goals for 2018 related to (i) various strategic objectives, including expansion into Denver and Southeast Florida; (ii) capital allocation and financial management objectives, including goals related to portfolio management, the development rights pipeline, and balance sheet and liquidity management; (iii) operations and asset management, including goals relating to the customer experience, community performance, asset management and the engineering and maintenance function; (iv) talent management with respect to associate engagement, diversity, and leadership development; and (v) communication and culture, including goals related to shareholder engagement, corporate social responsibility, safety, and cyber security awareness and enhancement.

Mr. O'Shea's individual goals for 2018 included (i) effective management of the Company's capital plan, including the issuance of debt and equity, as well as joint venture activity; (ii) providing effective oversight of the accounting, financial reporting, financial planning and analysis, risk management, tax, treasury, and investment management functions; (iii) providing oversight of the Company's shared service center; (iv) providing administrative oversight of the Company's internal audit group; (v) directing the Company's investor relations efforts; and (vi) strengthening talent management and leadership development in the Financial Services Department.

Mr. Breslin's individual goals for 2018 included (i) broadening the company's asset management function; (ii) assessing the efficiency and effectiveness of the maintenance organization; (iii) developing a strategy and roadmap for changes to the property operations operating model; (iv) leveraging the resident on-line portal, the shared service center and the data analytics function in the business model; and (v) effective talent management.

Mr. Birenbaum's individual goals for 2018 related to: (i) investment progress in expansion markets, (ii) progress on portfolio management objectives; (iii) working with the development group to prioritize and optimize holdings of development rights, including land; (iv) continued progress on the corporate social responsibility function, including progress on CSR goals; and (v) assisting with executive leadership on organizational planning.

Mr. Wilson's individual goals for 2018 included: (i) expanding into Denver; (ii) focusing on developments in mixed use environments; and (iii) developing succession plans and development plans for his team in his region.

The achievement of individual goals by each of the Named Executive Officers in 2018 was determined to be within 20% of individual target performance.

## Annual Stock Bonus Component

Each of the Named Executive Officers had an annual stock bonus component in their total pay package in 2018. Mr. Naughton's annual stock bonus is based on a mix of quantitative and qualitative factors, as described below. Messrs. O'Shea, Breslin, Birenbaum and Wilson each received an annual stock bonus based upon the achievement of their business unit goals. When the annual stock bonus award is earned, it is awarded in the form of restricted stock that vests ratably over three years, based on continued employment but subject to earlier acceleration of vesting in the event of a termination due to death, disability, termination without cause, or retirement.

Mr. Naughton: Mr. Naughton's performance measures for his annual stock bonus consisted of the following: (i) same store controllable NOI vs budget; (ii) customer service – NPS; (iii) review and assessment of overall construction performance, including budget, quality, schedule and safety; (iv) review and assessment of development starts and completions against plan; and (v) talent development and succession planning. Mr. Naughton's achievement for 2018 was determined to be 121.6% of target.

**Mr. O'Shea:** Mr. O'Shea's business unit component was based on the achievements of the Financial Services Group, for which Mr. O'Shea has direct supervisory responsibility. The Financial Services Group includes the areas of capital markets, accounting, financial reporting, financial planning and analysis, risk management, tax, internal audit (for which he has administrative oversight), investor relations, and investment fund management, as well as our call center operations which support our apartment communities. The major goals of the Financial Services Group in 2018 included: (i) sourcing an attractive mix of debt, equity and joint venture capital from the capital and transaction markets to fund our capital uses, primarily related to our investment and financing activity; (ii) executing the Company's accounting, financial reporting, tax and risk management activities; (iii) executing and enhancing the Company's budgeting and forecasting process; (iv) executing our internal audit program; (v) ongoing management of the Company's investment management funds; (vi) executing the Company's investor relations activities; (vii) making improvements on the process and productivity for the Company's shared service center; and (viii) strengthening talent management and leadership development. For 2018, the overall achievement for Mr. O'Shea's business unit was determined to be 109.4% of target.

**Mr. Breslin:** Mr. Breslin's business unit component was based on the achievements of the Residential Services, Redevelopment and Asset Management, and Marketing, Consumer Insight and Brand Strategy functions, for which Mr. Breslin has direct oversight responsibility. The major goals of these groups in 2018 included: (i) attaining certain portfolio performance targets, including absolute and relative rental revenue growth, and Controllable NOI and Operating Expense performance vs. budget; (ii) achievement of NPS targets; (iii) execution of changes to the property operations operating model to increase the efficiency of the operating platform; and (iv) certain production and performance metrics for the Company's portfolio of redevelopment communities. For 2018, the overall achievement for Mr. Breslin's business units was determined to be 122.7% of target.

**Mr. Birenbaum:** Mr. Birenbaum's business unit component was based on the achievements of the Market Research, Design, Sustainability/Corporate Responsibility (CR) and Investments groups, for which Mr. Birenbaum has direct oversight responsibility. The major goals of these groups in 2018 included: (i) effective portfolio management through investments, acquisitions and dispositions; (ii) progress in expansion markets; (iii) working with senior leaders to prioritize and right-size the development pipeline; and (iv) supporting the Company's ESG efforts. For 2018, the overall achievement for Mr. Birenbaum's business unit was determined to be 111.2% of target.

**Mr. Wilson:** Mr. Wilson's business unit component was based on the achievements of the West Coast and Mid Atlantic Development groups. Mr. Wilson's business unit was evaluated against the following goals: (i) sourcing of new development rights, (ii) development start volume and projected stabilized yields relative to target yields; (iii) development completion volume as determined by total capital cost and actual stabilized yields relative to target yields; and (iv) expansion of new developments in mixed use environments. For 2018, the overall achievement for Mr. Wilson's business unit was determined to be 74.0% of target.

#### Long-Term Incentive Program:

**Design of the Long-Term Incentive Program:** Under our multi-year, long-term incentive award program, performance awards are granted each year with a target number of performance units that may be reduced or increased at the end of the three year performance period depending on achievement against established metrics. For the 2018-2020 performance period, the performance units that are earned at the end of the performance period are settled in Common Stock. In addition to receiving one share of fully vested stock for each unit earned as determined at the end of the performance period, a cash payment will made equal to the dividends that accrued on such number of earned shares during the performance period.

The metrics under the performance awards made in 2018 with a three-year performance period ending on December 31, 2020 are as follows:

TSR Metrics (Weighted 60%)	Performance Level and Metric <sup>(1)(2)</sup> (relative performance stated as basis points above or below index performance)			
	Threshold	Target	Maximum	Percent of TSR Metrics
Absolute metric	3.0%	8.0%	13.0%	25.0%
Relative to FTSE NAREIT Equity REITs Index	-5.0%	0.0%	5.0%	25.0%
Relative to FTSE NAREIT Apartments Index	-3.0%	0.0%	3.0%	50.0%

Operating Metrics (Weighted 40%)	Performance Level and Metric <sup>(1)(2)</sup> (relative performance stated as (i) basis points above or below average peer performance <sup>(3)</sup> or (ii) difference between AVB performance and average peer performance)			
	Threshold	Target	Maximum	Percent of Operating Metrics
Core FFO per share growth vs. peers	-3.0%	Equal to Peer Avg.	+3.0%	66.7%
Net Debt-to-Core EBITDA ratio vs. peers	1.5x	Equal to Peer Avg.	-1.5x	33.3%

- (1) For target performance, 100% achievement is earned, for performance at maximum or above, 200% achievement is earned, and for threshold performance, 50% achievement is earned. For results between threshold and target, or between target and maximum, payouts shall be based on interpolation. For performance below threshold, no achievement is earned.
- (2) The absolute and relative metrics above reflect the metrics used for the awards made in 2018 for the performance period maturing on December 31, 2020.
- (3) The peers used in calculating each of the Operating Performance Metrics include: Apartment Investment and Management Company, Mid-America Apartment Communities, Inc., Camden Property Trust, Equity Residential, Essex Property Trust, Inc., and UDR, Inc. Operating metrics for companies that are acquired during the performance period will be factored in for the portion of the performance period for which they were publicly traded companies that published operating results.

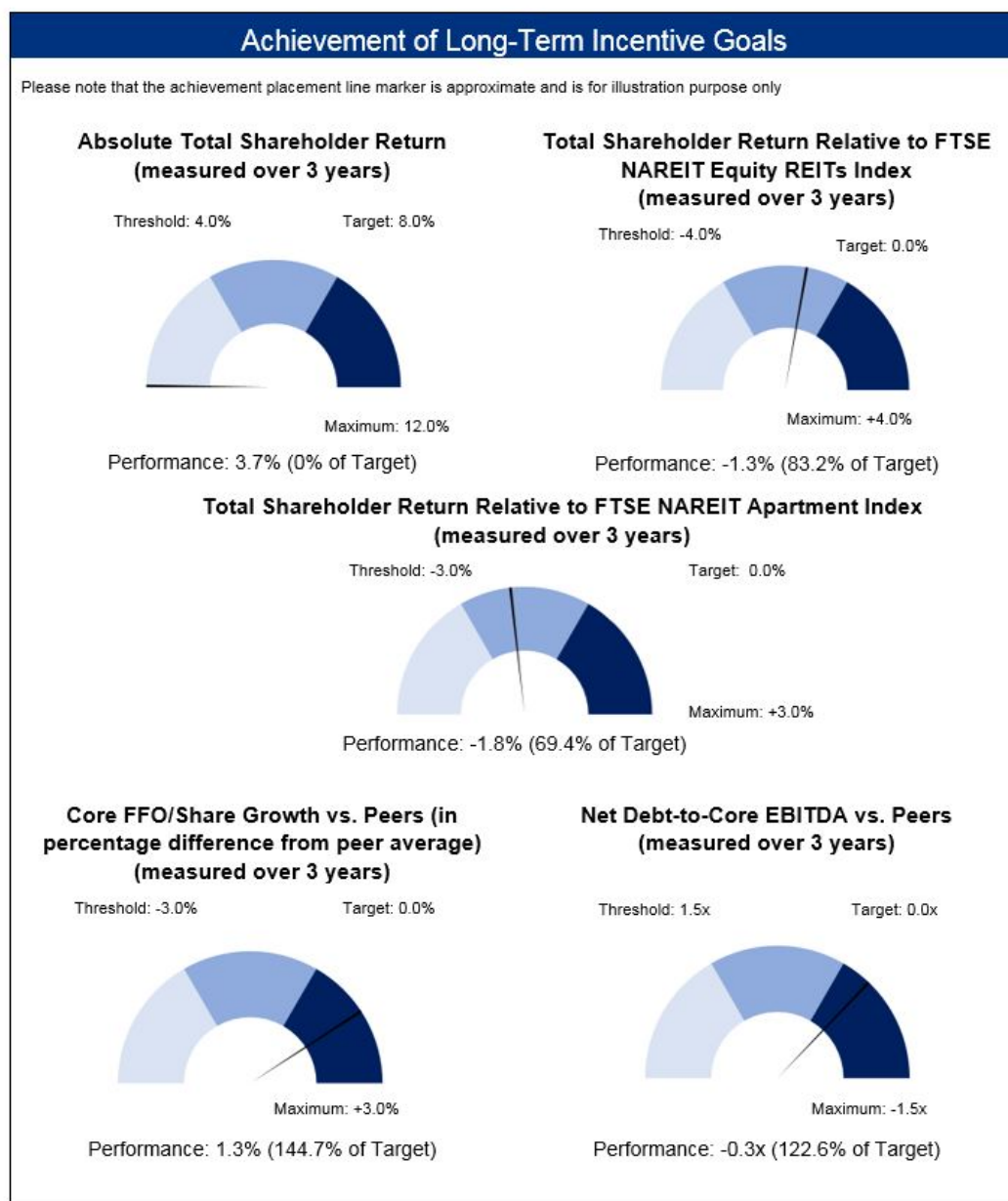
### Why These Performance Measures are Selected

The performance awards strengthen the alignment of executive compensation with long-term stockholder value creation. Our Named Executive Officers have the opportunity to earn shares of AvalonBay Common Stock with a value that adjusts based on absolute increases in our stock price as well as AvalonBay's TSR relative to the FTSE NAREIT Equity REITs Index and FTSE NAREIT Apartments Index. These two indices are selected because they represent the broader REIT industry and the REIT apartment industry, respectively.

Operating metrics in the form of Core FFO per share growth and Net Debt-to-Core EBITDA ratio against peers are chosen to motivate our officers to focus on critical operating performance objectives that we believe will contribute to sustainable stockholder returns over the long term.

## How the Company Performed for Performance Awards Ending December 2018

The goals, metrics and achievement for the performance awards maturing on December 31, 2018 are graphically illustrated in the following charts:



## 2018 Compensation Determinations

The following tables provide information on the Named Executive Officers' 2018 Compensation:

### Review of 2018 Base Salary:

Name	Base Salary (\$)
Mr. Naughton	1,000,000
Mr. O'Shea	600,000
Mr. Breslin	600,000
Mr. Birenbaum	600,000
Mr. Wilson	525,000

### Review of 2018 Annual Cash Bonus:

Name	Annual Weight of Each Component		
	Corporate	Business Unit	Individual
Mr. Naughton	75%	—	25%
Mr. O'Shea	40%	40%	20%
Mr. Breslin	40%	40%	20%
Mr. Birenbaum	40%	40%	20%
Mr. Wilson	40%	40%	20%

Name	Threshold (\$)	Target (\$)	Maximum (\$)	Actual Cash Bonus (\$)
Mr. Naughton	1,000,000	2,000,000	4,000,000	2,368,500
Mr. O'Shea	375,000	750,000	1,500,000	846,900
Mr. Breslin	375,000	750,000	1,500,000	886,800
Mr. Birenbaum	375,000	750,000	1,500,000	867,300
Mr. Wilson	262,500	525,000	1,050,000	513,240

### Review of 2018 Annual Stock Bonus (based on business unit performance for Named Executive Officers other than Mr. Naughton):

Name	Threshold (\$)	Target (\$)	Maximum (\$)	Actual Stock Bonus (\$)
Mr. Naughton	875,000	1,750,000	3,500,000	2,128,000
Mr. O'Shea	350,000	700,000	1,400,000	765,800
Mr. Breslin	390,000	780,000	1,560,000	957,060
Mr. Birenbaum	390,000	780,000	1,560,000	867,360
Mr. Wilson	287,500	575,000	1,150,000	425,500

The actual stock bonus payout is delivered in the form of restricted stock that vests ratably over three years from the date of grant. This award will be disclosed in the 2020 proxy statement Summary Compensation Table as it was granted in February 2019.

## 2016 – 2018 Performance Awards Update

The following table shows the actual performance units earned at the completion of the three-year performance period that are settled in restricted shares of stock subject to an additional three year service-based vesting requirement.

Name	Target Number of Performance Units	Actual Performance Achievement %	Actual Number of Performance Units earned (restricted shares subject to additional time vesting)
Mr. Naughton	29,777	81.3%	24,205
Mr. O'Shea	5,708	81.3%	4,640
Mr. Breslin	5,990	81.3%	4,869
Mr. Birenbaum	6,343	81.3%	5,156
Mr. Wilson	3,524	81.3%	2,865

## 2019 Compensation Determinations

The following compensation determinations were made for 2019 for the Named Executive Officers:

### Base Salary for 2019, effective February 24, 2019:

Name	Base Salary (\$)
Mr. Naughton	1,000,000
Mr. O'Shea	600,000
Mr. Breslin	600,000
Mr. Birenbaum	600,000
Mr. Wilson	525,000

### The target, threshold and maximum 2019 annual bonus for each Named Executive Officer:

Name	Annual Cash Bonus Targets			Annual Restricted Stock Bonus Targets		
	Threshold (\$)	Target (\$)	Maximum (\$)	Threshold (\$)	Target (\$)	Maximum (\$)
Mr. Naughton	1,000,000	2,000,000	4,000,000	900,000	1,800,000	3,600,000
Mr. O'Shea	375,000	750,000	1,500,000	380,000	760,000	1,520,000
Mr. Breslin	375,000	750,000	1,500,000	430,000	860,000	1,720,000
Mr. Birenbaum	375,000	750,000	1,500,000	430,000	860,000	1,720,000
Mr. Wilson	262,500	525,000	1,050,000	287,500	575,000	1,150,000

### The target, threshold and maximum number of performance units granted in 2019 that may be earned for the performance period 2019-2021:

Name	2019 – 2021 TSR Metric				2019 – 2021 Operating Metric		
	Target Dollar Value (\$)	Threshold (#)	Target <sup>(1)</sup> (#)	Maximum (#)	Threshold (#)	Target <sup>(1)</sup> (#)	Maximum (#)
Mr. Naughton	\$5,600,000	8,229	16,458	32,916	5,723	11,445	22,890
Mr. O'Shea	\$1,140,000	1,675	3,350	6,700	1,165	2,330	4,660
Mr. Breslin	\$1,290,000	1,896	3,791	7,582	1,318	2,636	5,272
Mr. Birenbaum	\$1,290,000	1,896	3,791	7,582	1,318	2,636	5,272
Mr. Wilson <sup>(2)</sup>	-	-	-	-	-	-	-

- (1) To derive the target number of units, 60% of the target dollar value (representing the portion of the award tied to TSR Metrics) was divided by the Monte Carlo value as of February 14, 2019 (the approval date) for a unit based solely on the TSR metrics (\$204.15 per unit) and 40% of the target dollar value (representing the portion of the award tied to Operating Metrics) was divided by the closing price of the Common Stock on February 14, 2019 (\$195.72 per share). Such awards are not subject to further additional time vesting requirements following completion of the three-year performance period.
- (2) As announced in the Form 8-K issued on January 31, 2019, Mr. Wilson informed the Company of his intent to retire on or about July 1, 2019. As a result, he did not receive a multi-year performance award for the 2019 - 2021 period.

## Other Benefits

Pursuant to our Deferred Compensation Plan, certain employees, including the Named Executive Officers, may defer up to 25% of base annual salary and up to 50% of annual cash bonus on a pre-tax basis and receive a tax-deferred return on those deferrals. Deferral elections are made by eligible employees during an open enrollment period each year for amounts to be earned in the following year. Participating employees direct the deemed investment of their deferral accounts by selecting among certain available investments in mutual funds.

We have an employee stock purchase plan that allows our employees the opportunity to purchase up to \$25,000 of our Common Stock per year at a 15% discount to the lower of the closing price of the Common Stock, as reported on the NYSE, on the first business day of the purchase period or the closing price of the Common Stock on the last day of the purchase period. For 2018 there were two purchase periods, January 1 – June 10 and July 1 – December 10, with the opportunity to purchase up to \$12,500 of our Common Stock at the discounted rate previously mentioned during each of the two purchase periods (up to \$25,000 annually). In addition, we maintain a 401(k) retirement savings plan and match 50% of the contributions up to the first six percent of a participant's eligible compensation (subject to certain tax limitations). We offer medical, dental and vision plans, a portion of the cost of which is paid by the employee. We also provide life insurance, accidental dismemberment insurance, and short-term and long-term disability insurance for each employee.

## Compensation Policies

**Executive Stock Ownership Guidelines.** The Company believes that stock ownership by its executive officers is important and has established formal Executive Stock Ownership Guidelines for officers who are at the executive vice president level or above or are subject to reporting under Section 16 of the Exchange Act. These guidelines provide that persons holding the title of Chairman of the Board, Chief Executive Officer or President are expected to maintain ownership of Common Stock (including unvested restricted shares) equal to six times their base salary. The multiples that apply to other covered officers are as follows: Chief Financial Officer and Executive Vice Presidents—three times; Senior Vice Presidents—one and one-half times; Vice Presidents—one time. The full text of the Executive Stock Ownership Guidelines, which includes the time periods by which such ownership must be achieved and a retention policy during periods of non-achievement, is posted on the Investor Relations section of the Company's website ([www.avalonbay.com](http://www.avalonbay.com)) under "Corporate Governance Documents."

The Company also has Director Stock Ownership Guidelines as discussed in the “Director Compensation and Director Stock Ownership Guidelines” section of the proxy statement.

**Prohibition Against Hedging, Pledging or Borrowing Against Company Stock.** AvalonBay’s current Insider Trading Policies and Procedures, as most recently amended by the Board of Directors as of May 23, 2018, provide that, “No Covered Person may sell any Security of the Company if he or she does not own the Security at the time of the sale (a ‘short sale’). No Covered Person may buy or sell puts or calls in respect of any Company Securities. No Covered Person may borrow money from a broker or other lender that is secured by Company Securities (a ‘margin’ loan), and no Covered Person may hold Company Securities in a marginable brokerage account.” A “Covered Person” includes (i) directors, officers and selected associates of the Company; (ii) each immediate family member of each such person sharing such person’s household and/or not financially independent of such person; and (iii) each trust, account, or other entity over which a Covered Person has direct or indirect investment power or authority. “Securities” include equity and debt securities of AvalonBay (common and preferred stock and publicly traded debt securities), and options or other derivative securities in respect of such securities.

**Severance Policy.** In 2012, the Board adopted a Policy Regarding Shareholder Approval of Future Severance Agreements (the “Severance Policy”). The Severance Policy generally provides that the Company will not, without stockholder approval or ratification, enter into or bind the Company to the terms of any severance agreement entered into after adoption of the policy with a senior executive officer that provides for severance benefits (as defined) in excess of 2.99 times the sum of the officer’s base salary plus annual bonus. The Severance Policy, which is posted on the Investor Relations section of the Company’s website ([www.avalonbay.com](http://www.avalonbay.com)) under “Corporate Governance Documents,” provides additional detail regarding the application of this policy.

**Policy on Recoupment of Incentive Compensation (Clawback Policy).** The Board has adopted a Policy for Recoupment of Incentive Compensation (i.e., a compensation clawback policy), which applies to senior officers (generally senior vice presidents and above). Pursuant to this policy, in the event the Company is required to prepare an accounting restatement due to the material non-compliance of the Company with any financial reporting requirement, then an independent committee of the Board of Directors may require any covered officer to repay to the Company all or part of any “Excess Compensation” that such officer had previously received. Excess Compensation is defined as that part of the cash or equity incentive compensation received by a covered officer during the three-year period preceding the publication of the restated financial statement that was in excess of the amount that such officer would have received had such incentive compensation been calculated based on the financial results reported in the restated financial statement. The full text of the policy is posted on the Investor Relations section of the Company’s website ([www.avalonbay.com](http://www.avalonbay.com)) under “Corporate Governance Documents.”

---

#### [Practices with Regard to Dates and Pricing of Stock and Option Grants](#)

The Compensation Committee determines the number of shares underlying options and shares of restricted stock to award to officers as part of annual compensation. Those members of the Board of Directors who would qualify for service on the Compensation Committee review and ratify these awards at the Board’s regularly scheduled February meeting. The award date for options and stock grants is generally the date of ratification, but may be delayed to a date after such ratification if there is a pending announcement by the Company of material non-public information, such as an earnings release. In all cases, our options are granted: (i) on the dates described above; (ii) on the date of (or a date set in connection with) a new hire’s start with the Company as approved by the Chief Executive Officer in advance of the start date; or (iii) on the date of approval by the Chief Executive Officer for retention or recognition purposes up to a Board-authorized maximum value of \$250,000. Option exercise prices are equal to the NYSE closing price of our Common Stock on the date of grant. Additionally, all officers must receive prior authorization for any purchase or sale of our Common Stock (unless made pursuant to a previously approved Rule 10b5-1 plan), which, in the case of open market transactions, is generally only given during approved trading windows that are generally established in advance based upon earnings release dates.

---

#### [Risk Considerations](#)

The Compensation Committee reviewed and considered risks arising from the Company’s compensation policies and practices for its employees. This review included consideration of the following specific elements of the Company’s executive compensation policies and procedures:

- annual bonus and long-term incentive awards are based upon pre-existing, defined goals;
- annual goals contain multiple financial targets, including performance against a pre-approved budget;
- performance goals include both absolute performance and performance relative to industry peers;
- annual goals balance financial and non-financial performance;
- goals include corporate, business unit, and individual performance goals;
- performance goals include achievement against both single year and multi-year metrics;
- executive compensation is structured as a mix among salary, cash bonus, and equity awards;
- equity awards vest over time or based upon achievement of pre-determined goals;
- bonus and long-term equity programs include maximum payouts or “caps”;
- all unvested equity awards are forfeited upon a termination for cause or voluntary termination under certain circumstances;
- the metrics that are included in our long-term performance awards include a goal addressing appropriate leverage ratios;
- achievement of metrics is not determined on an “all or nothing” basis, but rather goals may be achieved on a graduated basis based on performance against the stated target; and
- while awards are generally made in relation to performance against specific goals, the Compensation Committee retains the discretion to adjust annual bonuses of cash and restricted stock as may be warranted by specific circumstances.

Following this review, the Compensation Committee concluded that any risks arising from the Company's compensation policies and practices are not reasonably likely to have a material adverse effect on the Company at this time, although no assurances can be given in this regard.

#### [Section 162\(m\)](#)

---

The SEC requires that this report comment upon the Company's policy with respect to Section 162(m) of the Internal Revenue Code of 1986, as amended (the "Tax Code"), which limits the deductibility on the Company's tax return of compensation over \$1 million to certain executive or former executive officers unless, in general, for the tax years prior to 2018, the compensation is paid pursuant to a plan which is performance-related, non-discretionary and has been approved by the Company's stockholders. Although certain qualifying "performance-based compensation" was previously exempt from this deduction limit, the Tax Cuts and Jobs Act of 2017 made certain changes to Section 162(m) of the Tax Code. Pursuant to such changes, "performance-based compensation" is no longer exempt under Section 162(m) effective for tax years beginning after January 1, 2017, subject to a transition rule for written binding contracts which were in effect on November 2, 2017, and which were not modified in any material respect on or after such date. The Company believes that, because it qualifies as a REIT under the Tax Code and pays dividends sufficient to minimize federal income taxes, the payment of compensation that does not satisfy the requirements of Section 162(m) will generally not affect the Company's net income. If that compensation does not qualify for a deduction under Section 162(m), there could be a modest effect on the Company's dividend requirements to qualify as a REIT or on the tax characterization of such dividends. The Company does not believe that Section 162(m) will materially affect its dividend requirements or the taxability of stockholder distributions, although no assurance can be given in this regard due to the variety of factors that affect the tax position of each stockholder. For these reasons, the Compensation Committee's compensation policy and practices are not directly guided by considerations relating to Section 162(m).

## Compensation Committee Report

---

The Compensation Committee of the Board of Directors of AvalonBay Communities, Inc., a Maryland corporation, has reviewed and discussed the Compensation Discussion and Analysis required by Item 402(b) of Regulation S-K of the Securities and Exchange Commission with management and, based on such review and discussions, the Compensation Committee recommended to the Board that the Compensation Discussion and Analysis be included in this Proxy Statement.

*Submitted by the Compensation Committee*

W. Edward Walter (Chair)

Alan B. Buckelew

H. Jay Sarles

Richard J. Lieb

## Compensation Committee Interlocks and Insider Participation

During 2018, the members of the Compensation Committee were W. Edward Walter (Chair), Alan B. Buckelew, H. Jay Sarles, and Richard J. Lieb. None of them has served as an officer of the Company or any of its subsidiaries. None of our Named Executive Officers serves as a member of the board of directors or compensation committee of any company that has one or more of its executive officers serving as a member of our Board of Directors or Compensation Committee. No member of the Compensation Committee has any other business relationship or affiliation with the Company or any of its subsidiaries (other than service as a director).

## Summary Compensation Table

The table below summarizes the compensation amounts paid in or earned by each of the Named Executive Officers for the fiscal years ended December 31, 2018, December 31, 2017 and December 31, 2016.

Executives are eligible to defer a portion of their salaries and bonuses under our Nonqualified Deferred Compensation Plan. The amounts shown below are before any deferrals under the Nonqualified Deferred Compensation Plan.

Name and Principal Position	Year	Salary (\$) <sup>(1)</sup>	Bonus (\$)	Stock Awards (\$) <sup>(2)(3)</sup>	Option Awards (\$) <sup>(2)(4)</sup>	Non-equity Incentive Plan Compensation (\$) <sup>(5)</sup>	Change in Pension Value and Nonqualified Deferred Compensation Earnings (\$) <sup>(6)</sup>	All Other Compensation (\$) <sup>(7)</sup>	Total (\$)
(a)	(b)	(c)	(d)	(e)	(f)	(g)	(h)	(i)	(j)
Timothy Naughton	2018	1,000,000	-	6,688,757 <sup>(8)</sup>	-	2,368,500	-	22,177	10,079,434
Chief Executive Officer	2017	990,385	-	5,064,956	-	1,750,000	-	88,486	7,893,827
	2016	950,000	-	4,225,111	-	1,468,106	-	54,012	6,697,229
Kevin O'Shea	2018	595,192	-	1,804,617 <sup>(9)</sup>	-	846,900	-	24,179	3,270,888
Chief Financial Officer	2017	570,192	-	1,626,097	-	711,528	-	23,608	2,931,425
	2016	540,385	-	1,161,141	-	577,280	-	23,214	2,302,020
Sean Breslin	2018	595,192	-	1,983,318 <sup>(10)</sup>	-	886,800	-	23,577	3,488,887
Chief Operating Officer	2017	570,192	-	1,718,139	-	734,712	-	23,445	3,046,488
	2016	540,385	-	1,468,050	-	568,700	-	16,939	2,594,074
Matthew Birenbaum	2018	595,192	-	1,960,925 <sup>(11)</sup>	-	867,300	-	23,757	3,447,174
Chief Investment Officer	2017	570,192	-	1,798,004	-	725,880	-	23,608	3,117,684
	2016	540,385	-	1,402,621	-	616,880	-	23,214	2,583,100
Stephen Wilson	2018	520,192	-	1,475,488 <sup>(12)</sup>	-	513,240	-	21,988	2,530,908
EVP, Development	2017	495,192	-	1,212,012	-	632,400	-	21,527	2,361,131
	2016	465,385	-	1,385,859	-	547,390	-	21,021	2,419,655

(1)The amounts shown as salary in column (c) reflect actual payments received in each indicated year, which may vary slightly from the salary described in the Compensation Discussion and Analysis as a result of (i) the number of pay periods in each calendar year and (ii) the fact that salary increases do not go into effect until early March of each year.

(2)The amounts in column (e) include restricted stock actually granted during the fiscal year for service in the prior fiscal year. For example, the row for 2018 includes the value of stock awards made in February 2018 with respect to 2017 service.

(3)The amounts in column (e) reflect the aggregate grant date fair value for awards made in the fiscal years ended December 31, 2018, December 31, 2017, and December 31, 2016 computed in accordance with FASB ASC Topic 718 for restricted stock awards and performance unit awards made pursuant to the Company's 2009 Equity Incentive Plan. The value of restricted stock awards is based solely on the closing price of our Common Stock on the NYSE on the date of grant and no assumptions were used in the calculation of this value. The value of performance unit awards based on Operating Metrics established in 2018 for measurement period 2018 - 2020 is based on the closing price of our Common Stock on the NYSE on the date of grant of \$161.10. The value of performance unit awards based on TSR metrics made in 2018 for measurement period 2018-2020 is based on the Monte Carlo value of \$151.67. The total value of 2018-2020 performance unit awards, if earned at maximum and valued at the closing price of our Common Stock on the NYSE on the date of grant, for the Named Executive Officers is: Mr. Naughton-\$10,891,649, Messrs. Birenbaum and Breslin-\$2,427,133, Mr. O'Shea-\$2,178,394, and Mr. Wilson-\$1,193,107.

(4)No stock options were granted to the Named Executive Officers in 2018, 2017 and 2016.

(5)The amounts shown in column (g) reflect the cash awards to the named individuals determined in February of the following year (based upon the achievement of the performance metrics established in the year indicated, as more fully described in the Compensation Discussion and Analysis above).

(6)All earnings under the Company's nonqualified deferred compensation program are determined by reference to returns of actual mutual funds and the Company does not consider such earnings to be above market.

(7)For 2018, the amounts shown in column (i) include, for each Named Executive Officer (a) amounts contributed by the Company to the Named Executive Officers' 401(k) accounts in the amount of \$8,250 each for Messrs. Naughton, O'Shea, Breslin, Birenbaum, and Wilson, (b) medical benefit premiums paid by the Company in the amount of \$13,927 for Messrs. Naughton, Breslin and Birenbaum; \$14,349 for Mr. O'Shea, and \$9,226 for Mr. Wilson and (c) the premiums paid by the Company for a standard term life insurance policy in the face amount of \$750,000 for: Mr. O'Shea-\$1,580; Mr. Breslin-\$1,400; Mr. Birenbaum-\$1,580; and Mr. Wilson-\$4,513.

- (8) Stock awards for Mr. Naughton in 2018 included the following: 8,931 shares of restricted stock awarded in respect of 2017 performance; 33,804 total target performance units maturing at the end of 2020.
- (9) Stock awards for Mr. O'Shea in 2018 included the following: 4,684 shares of restricted stock awarded in respect of 2017 performance; 6,761 total target performance units maturing at the end of the end of 2020.
- (10) Stock awards for Mr. Breslin in 2018 included the following: 5,049 shares of restricted stock awarded in respect of 2017 performance; 7,533 total target performance units maturing at the end of 2020.
- (11) Stock awards for Mr. Birenbaum in 2018 included the following: 4,910 shares of restricted stock awarded in respect of 2017 performance; 7,533 total target performance units maturing at the end of 2020.
- (12) Stock awards for Mr. Wilson in 2018 included the following: 5,589 shares of restricted stock awarded in respect of 2017 performance; 3,703 total target performance units maturing at the end of 2020.

## Grants of Plan-Based Awards

The table below sets out the grants made to the Named Executive Officers in 2018 under the Company's 2009 Equity Incentive Plan.

### Grants of Plan-Based Awards

Name (a)	Grant Date (b)	Estimated Future Payouts Under Non-Equity Incentive Plan Awards <sup>(1)</sup>			Estimated Future Payouts Under Equity Incentive Plan Awards <sup>(2)</sup>			All Other Stock Awards: Number of Shares of Stock or Units (#) <sup>(3)</sup> (i)	All Other Option Awards: Number of Securities Underlying Options (#) (j)	Exercise or Base Price of Options Awards (\$/Share) (k)	Grant Date Fair Value of Stock and Options Awards (\$) <sup>(2)(4)</sup> (l)
		Threshold (\$) (c)	Target (\$) (d)	Maximum (\$) (e)	Threshold (#) (f)	Target (#) (g)	Maximum (#) (h)				
Mr. Naughton	2/15/2018	1,875,000	3,750,000	7,500,000	-	-	-	-	-	-	-
	2/15/2018	-	-	-	16,902	33,804	67,608	-	-	-	5,249,973
	2/15/2018	-	-	-	-	-	-	8,931	-	-	1,438,784
Mr. O'Shea	2/15/2018	725,000	1,450,000	2,900,000	-	-	-	-	-	-	-
	2/15/2018	-	-	-	3,381	6,761	13,522	-	-	-	1,050,025
	2/15/2018	-	-	-	-	-	-	4,684	-	-	754,592
Mr. Breslin	2/15/2018	765,000	1,530,000	3,060,000	-	-	-	-	-	-	-
	2/15/2018	-	-	-	3,767	7,533	15,066	-	-	-	1,169,924
	2/15/2018	-	-	-	-	-	-	5,049	-	-	813,394
Mr. Birenbaum	2/15/2018	765,000	1,530,000	3,060,000	-	-	-	-	-	-	-
	2/15/2018	-	-	-	3,767	7,533	15,066	-	-	-	1,169,924
	2/15/2018	-	-	-	-	-	-	4,910	-	-	791,001
Mr. Wilson	2/15/2018	550,000	1,100,000	2,200,000	-	-	-	-	-	-	-
	2/15/2018	-	-	-	1,852	3,703	7,406	-	-	-	575,100
	2/15/2018	-	-	-	-	-	-	5,589	-	-	900,388

(1) The amounts shown in columns (c), (d) and (e) reflect the threshold, target and maximum payment levels for 2018 under our annual bonus plan, which were established on February 15, 2018. The annual bonus is paid in cash and restricted stock. The actual cash bonuses received by each of the Named Executive Officers for performance in 2018, paid in 2019, are set out in column (g) of the Summary Compensation Table. Under applicable SEC rules earned stock bonuses will be disclosed in the 2020 proxy statement Summary Compensation Table as the actual grant of stock based on 2018 achievement occurred in 2019.

(2) The amounts shown in columns (f), (g) and (h) reflect the threshold, target and maximum number of performance units awarded in 2018 for the performance period 2018-2020 under the long-term incentive performance program. The grant date fair value of 2018-2020 awards is based on the closing price on the grant date of \$161.10 for the operating metric portion of the award and the Monte Carlo value of \$151.67 for the TSR metric portion of the award. In addition to receiving one share of fully vested stock for each unit earned as determined at the end of the performance period, a cash payment will be made equal to the dividends that accrued on such number of earned shares during the performance period.

(3)The number of shares of restricted stock shown in column (i) granted on February 18, 2018 represents the actual number of shares of restricted stock granted to the Named Executive Officers, with respect to performance in 2017, and such shares do not represent compensation for performance in 2018. Dividends are payable on the shares at the same rate as dividends are paid on all outstanding shares of our Common Stock.

(4)For the February 15, 2018 grants of restricted stock, the value was calculated based on the closing price of the Common Stock on the date of grant of \$161.10.

## Outstanding Equity Awards at Fiscal Year-End

Option Awards <sup>(1)</sup>						Stock Awards <sup>(2)</sup>				
Name	Grant Date	Number of Securities Underlying Unexercised Options: Exercisable (#)	Number of Securities Underlying Unexercised Options: Unexercisable (#)	Equity Incentive Plan Awards: Number of Securities Underlying Unexercised Unearned Options (#)	Option Exercise Price (\$)	Option Expiration Date	Number of Shares or Units of Stock That Have Not Vested (#) (2)	Market Value of Shares or Units of Stock That Have Not Vested (\$)(4)	Equity Incentive Plan Awards: Number of Unearned Shares, Units or Other Rights That Have Not Vested (#)(5)	Equity Incentive Plan Awards: Market or Payout Value of Unearned Shares, Units or Other Rights That Have Not Vested (\$)(4)
(a)		(b)	(c)	(d)	(e)	(f)	(g)	(h)	(i)	(j)
Mr. Naughton	2/16/2012	18,602	—	—	132.95	2/16/2022	—	—	—	—
	2/13/2013	28,542	—	—	130.23	2/13/2023	8,927	1,553,744	—	—
	3/13/2013	26,634	—	—	126.78	3/13/2023	—	—	—	—
	2/28/2014	—	—	—	—	—	31,566	5,494,062	—	—
	2/26/2015	—	—	—	—	—	30,436	5,297,386	—	—
	2/11/2016	—	—	—	—	—	24,205	(3) 4,212,880	—	—
	2/16/2017	—	—	—	—	—	2,104	366,201	50,810	8,843,481
	2/15/2018	—	—	—	—	—	8,931	1,554,441	67,608	11,767,172
Mr. O'Shea	2/13/2013	—	—	—	—	—	1,200	208,860	—	—
	2/28/2014	—	—	—	—	—	5,189	903,145	—	—
	2/26/2015	—	—	—	—	—	4,682	814,902	—	—
	2/11/2016	—	—	—	—	—	5,365	(3) 933,778	—	—
	2/16/2017	—	—	—	—	—	2,146	373,511	11,854	2,063,189
	2/15/2018	—	—	—	—	—	4,684	815,250	13,522	2,353,504
Mr. Breslin	2/13/2013	1,544	—	—	130.23	2/13/2023	1,256	218,607	—	—
	2/28/2014	—	—	—	—	—	5,767	1,003,746	—	—
	2/26/2015	—	—	—	—	—	5,764	1,003,224	—	—
	2/11/2016	—	—	—	—	—	6,145	(3) 1,069,537	—	—
	2/16/2017	—	—	—	—	—	2,488	433,036	11,854	2,063,189
	2/15/2018	—	—	—	—	—	5,049	878,778	15,066	2,622,237
Mr. Birenbaum	2/13/2013	—	—	—	—	—	1,443	251,154	—	—
	2/28/2014	—	—	—	—	—	7,156	1,245,502	—	—
	2/26/2015	—	—	—	—	—	5,764	1,003,224	—	—
	2/11/2016	—	—	—	—	—	6,193	(3) 1,077,892	—	—
	2/16/2017	—	—	—	—	—	2,786	484,903	11,854	2,063,189
	2/15/2018	—	—	—	—	—	4,910	854,586	15,066	2,622,237
Mr. Wilson	2/13/2013	—	—	—	—	—	711	123,750	—	—
	2/28/2014	—	—	—	—	—	3,830	666,612	—	—
	2/26/2015	—	—	—	—	—	3,602	626,928	—	—
	2/11/2016	—	—	—	—	—	4,693	(3) 816,817	—	—
	2/16/2017	—	—	—	—	—	2,465	429,033	6,210	1,080,851
	2/15/2018	—	—	—	—	—	5,589	972,765	7,406	1,289,014

(1) All stock options granted under the Company's 1994 Stock Incentive Plan and 2009 Equity Incentive Plan were fully vested as of December 31, 2018. Such awards became exercisable in three equal installments on the first, second and third anniversaries of the date of grant.

(2) Time-based stock awards granted between 2015 and 2018 vest one-third starting on March 1 of the year following the date of the grant. Dividends are payable on the shares at the same rate as dividends paid on all outstanding shares of our Common Stock.

(3) Represents (i) the unvested portion of the annual stock bonus awards issued in 2016 for 2015 performance and (ii) performance unit awards that were earned for the 2016-2018 performance period, which converted into time-based restricted stock on February 14, 2019 vesting one-third per year beginning March 1, 2020.

(4) Based on the closing price of the Common Stock as reported on the NYSE on December 31, 2018 of \$174.05 per share.

(5) The amounts in column (i) include performance unit awards at maximum maturing at the end of 2019 and 2020. Performance unit awards maturing at the end of 2019 are subject to time-based vesting thereafter. Earned performance units related to the performance

period ending in 2019 will convert into shares of restricted stock on or around February 15, 2020 and vest ratably over three years starting on March 1, 2021. For performance units maturing at the end of 2020, in addition to receiving one share of fully vested stock for each unit earned as determined at the end of the performance period, a cash payment will be made equal to the dividends that accrued on such number of earned shares during the performance period.

## Option Exercises and Stock Vested Table

The following table identifies the number of shares underlying options exercised during 2018 for each of the Named Executive Officers, the value realized on such exercises, the number of shares of restricted stock that vested during 2018 for each such officer and the value of such shares on the date of vesting. The value realized upon exercise of the options is the product of (1) the stock price of our Common Stock on the date of exercise minus the exercise price multiplied by (2) the number of shares of Common Stock underlying the exercised options.

Option Awards			Stock Awards	
Name (a)	Number of Shares Acquired on Exercise (#) (b)	Value Realized on Exercise (\$) <sup>(1)</sup> (c)	Number of Shares Acquired on Vesting (#) (d)	Value Realized on Vesting (\$) <sup>(2)</sup> (e)
Mr. Naughton	-	-	37,092	5,751,115
Mr. O'Shea	-	-	7,983	1,237,764
Mr. Breslin	6,852	381,741	9,831	1,524,297
Mr. Birenbaum	-	-	10,843	1,681,207
Mr. Wilson	-	-	9,138	1,416,847

(1) The closing stock price on the dates of exercise was \$182.80 and \$190.71 on August 24, 2018 and December 3, 2018 respectively.

(2) These shares of restricted stock vested on March 1, 2018. The closing price of our Common Stock, as reported on the NYSE for March 1, 2018 was \$155.05 per share.

## Nonqualified Deferred Compensation

Pursuant to our Deferred Compensation Plan, certain employees of the Company, including the Named Executive Officers, may defer up to 25% of base annual salary and up to 50% of annual cash bonus on a pre-tax basis and receive a tax-deferred return on those deferrals. Deferral elections are made by eligible employees during an open enrollment period each year for amounts to be earned in the following year. Participating employees direct the deemed investment of their deferral

accounts by selecting among certain available investment funds. The table below shows the investment funds available under the Deferred Compensation Plan and their annual rate of return for the calendar year ended December 31, 2018. Since the investment funds are all publicly available, we do not consider any of the earnings credited under the Deferred Compensation Plan to be "above market".

Name of Fund	2018 Rate of Return (%)
American Funds Europacific Growth R4 (REREX)	-15.22
American Funds Fundamental Invs R4 (RFNEX)	-6.66
Cohen & Steers Realty Shares (CSRSX)	-4.19
Columbia Dividend Opportunity Inst (CDOZX)	-5.07
Fidelity® 500 Index Institutional (FXSIX) <sup>1</sup>	-4.40
Fidelity® Government MMkt (SPAXX)	1.47
Fidelity® International Index Premium (FSIVX) <sup>1</sup>	-13.52
Fidelity® Mid Cap Index Premium (FSCKX) <sup>1</sup>	-9.05
Fidelity® Small Cap Index Premium (FSSVX) <sup>1</sup>	-10.88
Janus Henderson Triton A (JGMAX)	-5.48
JHancock Disciplined Value Mid Cap I (JVMIX)	-14.74
JPMorgan Large Cap Growth I (SEEGX)	0.32
MFS® Value R3 (MEIHX)	-10.09
PIMCO Total Return Instl (PTTRX)	-0.26
T. Rowe Price Emerging Markets Stock (PRMSX)	-16.20
T. Rowe Price Mid-Cap Growth Adv (PAMCX)	-2.30
T. Rowe Price Retirement 2005 (TRRFX)	-3.26
T. Rowe Price Retirement 2010 (TRRAX)	-3.61
T. Rowe Price Retirement 2015 (TRRGX)	-4.17
T. Rowe Price Retirement 2020 (TRRBX)	-4.94
T. Rowe Price Retirement 2025 (TRRHX)	-5.62
T. Rowe Price Retirement 2030 (TRRCX)	-6.28
T. Rowe Price Retirement 2035 (TRRJX)	-6.87
T. Rowe Price Retirement 2040 (TRRDX)	-7.32
T. Rowe Price Retirement 2045 (TRRKX)	-7.57
T. Rowe Price Retirement 2050 (TRRMX)	-7.58
T. Rowe Price Retirement 2055 (TRRNX)	-7.62
T. Rowe Price Retirement 2060 (TRRLX)	-7.57
Vanguard Total Bond Market Index Adm (VBT LX)	-0.03
Wells Fargo Growth Admin (SGRKX)	0.33

(1) In November 2018, Fidelity merged these share classes of the index funds to create one share class.

Benefits under our Deferred Compensation Plan will be paid out on the earlier of (i) the employee's death or (ii) at the election of the employee (a) the date six months, 66 months, or 126 months following termination of employment (depending upon the employee's properly made election), (b) in ten annual installments beginning in the seventh month following departure from the Company, or (c) in one lump sum (or four annual installments) on a

specified date that is at least five years after the deferral year while the employee is still employed with the Company. Benefits may be paid out earlier in the event of an "Unforeseeable Financial Emergency" as determined by our Retirement Planning Committee (a committee of management designated by the Compensation Committee of the Board of Directors) in its sole discretion and in accordance with tax law requirements.

Name	Executive Contributions in Last Fiscal Year (\$) <sup>(1)</sup>	Registrant Contributions in Last Fiscal Year (\$)	Aggregate Earnings in Last Fiscal Year (\$)	Aggregate Withdrawals/Distributions in Last Fiscal Year (\$)	Aggregate Balance at Last Fiscal Year End (\$)
(a)	(b)	(c)	(d)	(e)	(f)
Mr. Naughton	1,125,000	—	(418,532)	—	10,675,268
Mr. O'Shea	—	—	—	—	—
Mr. Breslin	73,471	—	(6,143)	—	67,328
Mr. Birenbaum	—	—	—	—	—
Mr. Wilson	—	—	—	—	—

(1) All contributions in column (b) are also included as compensation to the Named Executive Officers in the Salary and Non-Equity Incentive Plan columns of the Summary Compensation Table.

## Potential Payments Upon Termination or Sale Event

The summaries below are qualified in their entirety by reference to the complete plans and agreements described, which have been included as exhibits to the Company's SEC filings.

The Company is not party to employment agreements with any individual executive officers.

---

### Officer Severance Plan for Sale Events

We adopted an Officer Severance Plan for sale events. Under this program, in the event an officer is terminated (other than for cause) in connection with or within 24 months of a sale of the Company (as defined therein), such officer will generally receive a multiple of his Covered Compensation (defined as the sum of his annual base salary plus the average of his or her last two annual cash bonuses as of the termination date) depending on the officer's title: for the Chief Executive Officer, the multiple is three times, for the Chief Financial Officer or an Executive Vice President, the multiple is two times, and for

other officers the multiple is one times. The terminated officer would also receive (i) a cash payment representing the pro rata value of his or her annual bonus (cash and stock) for the portion of the year worked, valued at target, (ii) accelerated vesting of the officer's unvested restricted stock and options, and (iii) payment of COBRA insurance premiums for up to 18 months.

---

### Other Severance Arrangements

Our agreements with our directors and officers governing compensatory stock option and restricted stock awards provide for vesting (and, in the case of stock options, exercisability for one year) if a "sale event" with respect to the Company occurs and the participant's employment or other business relationship with the Company terminates for good reason or without cause in connection with or within 24 months following the sale event (as each such term is defined therein).

In addition, upon death, disability, termination without cause, or the retirement of an employee (as defined in the award agreements under the 2009 Equity Incentive Plan), (a) all of such employee's options shall automatically become fully exercisable and (absent a specific agreement providing otherwise) shall be exercisable for one year thereafter and (b) all of such employee's restricted shares of stock shall automatically vest 30 days following the triggering event; provided, at the Company's option, that a separation agreement is executed and effective during such 30-day period. Retirement of an employee as defined in the award agreements under the 2009 Equity Incentive Plan generally means the termination of employment, other than for cause, when the sum of the following equals or exceeds 70 years: (i) the number of full months (converted to years) of employment and other business relationships with the Company and any predecessor company (must be at least 120 months) and (ii) the employee's age on the date of termination (must be at least 50 years old). To

qualify for retirement, the employee must also give six months' prior written notice to the Company of the employee's intention to retire and enter into a release and a one year non-solicitation and non-competition agreement with us.

Under this formula, Messrs. Naughton and Wilson are currently eligible for retirement, and Messrs. O'Shea, Birenbaum, and Breslin will become eligible for retirement in October 2019, June 2020, and December 2019, respectively.

Our multi-year performance awards under which restricted stock units are awarded and may be earned at the end of a performance period are not subject to the terms described above, but any restricted stock granted in settlement of units once a performance period is complete are subject to these terms. For performance awards, following one full year of employment during the performance period, a pro rata portion of the award will be paid at the end of the performance period based on actual achievement if there is a separation of employment due to death, disability, retirement, or a termination without cause. If a sale event occurs during a performance period, then all outstanding performance awards vest at their target number of units and stock is issued for such number of units but subject (in the case of awards made before January 1, 2018) to the three year time based vesting described above for compensatory restricted stock, if applicable.

## Severance Benefits

The tables below, together with the footnotes thereto and the additional information below, reflect the payments and benefits that the Named Executive Officers would receive in the event of their termination of employment with the Company on December 31, 2018, under the indicated circumstances. Where applicable, values are based on the Company's closing stock price on December 31, 2018, the final trading day of the fiscal year, of

\$174.05. As disclosed previously, Messrs. O'Shea, Birenbaum, and Breslin will become eligible for retirement in October 2019, June 2020, and December 2019, respectively. Therefore, no acceleration of vesting of restricted stock and performance awards would have occurred for them for a retirement as of December 31, 2018.

### Timothy Naughton, Chairman, Chief Executive Officer and President

Executive Benefits and Payments Upon Termination	For Cause or Voluntary (\$)	Termination Without Cause (Unrelated to a Sale Event) (\$)		Death or Disability (\$)	Qualified Retirement (1) (\$)	Termination Without Cause (Related to a Sale Event) (\$)	
Severance (Cash)	—	—	(2)	—	—	7,827,159	(3)
Restricted Stock Vesting	—	14,265,834		14,265,834	14,265,834	14,265,834	
Performance Awards Vesting	—	9,121,961	(4)	9,121,961	(4)	14,518,207	(5)
Health Benefits	—	—		—	—	34,005	(7)

### Kevin O'Shea, Chief Financial Officer

Executive Benefits and Payments Upon Termination	For Cause or Voluntary (\$)	Termination Without Cause (Unrelated to a Sale Event) (\$)		Death or Disability (\$)	Qualified Retirement (\$)	Termination Without Cause (Related to a Sale Event) (\$)	
Severance (Cash)	—	—	(2)	—	—	2,488,808	(6)
Restricted Stock Vesting	—	3,241,855		3,241,855	—	3,241,855	
Performance Awards Vesting	—	1,887,572	(4)	1,887,572	(4)	3,015,938	(5)
Health Benefits	—	—		—	—	32,201	(7)

### Sean Breslin, Chief Operating Officer

Executive Benefits and Payments Upon Termination	For Cause or Voluntary (\$)	Termination Without Cause (Unrelated to a Sale Event) (\$)		Death or Disability (\$)	Qualified Retirement (\$)	Termination Without Cause (Related to a Sale Event) (\$)	
Severance (Cash)	—	—	(2)	—	—	2,503,412	(6)
Restricted Stock Vesting	—	3,759,480		3,759,480	—	3,759,480	
Performance Awards Vesting	—	1,972,161	(4)	1,972,161	(4)	3,190,162	(5)
Health Benefits	—	—		—	—	33,620	(7)

## Matthew Birenbaum, Chief Investment Officer

Executive Benefits and Payments Upon Termination	For Cause or Voluntary (\$)	Termination Without Cause (Unrelated to a Sale Event) (\$)		Death or Disability (\$)	Qualified Retirement (\$)	Termination Without Cause (Related to a Sale Event) (\$)	
Severance (Cash)	—	—	(2)	—	—	2,542,760	(6)
Restricted Stock Vesting	—	4,019,859		4,019,859	—	4,019,859	
Performance Awards Vesting	—	2,022,113	(4)	2,022,113	(4)	3,240,115	(5)
Health Benefits	—	—		—	—	34,005	(7)

## Stephen Wilson, Executive Vice President

Executive Benefits and Payments Upon Termination	For Cause or Voluntary (\$)	Termination Without Cause (Unrelated to a Sale Event) (\$)		Death or Disability (\$)	Qualified Retirement (1) (\$)	Termination Without Cause (Related to a Sale Event) (\$)	
Severance (Cash)	—	—	(2)	—	—	2,229,790	(6)
Restricted Stock Vesting	—	3,137,251		3,137,251	3,137,251	3,137,251	
Performance Awards Vesting	—	1,073,714	(4)	1,073,714	(4)	1,683,586	(5)
Health Benefits	—	—		—	—	21,497	(7)

Footnotes for all tables above:

- Upon termination of any employee's employment due to a qualified retirement as described above, in addition to the accelerated vesting of restricted stock and performance awards, the employee will receive their prorated annual bonus (cash and stock) paid in cash, six months of Company-paid COBRA premiums, and choice of retirement gift from an online catalog. Retirement benefits are available on the same terms to all associates.
- The Compensation Committee of the Board of Directors from time to time reviews and establishes severance guidelines in the case of a termination without cause of an executive officer. The guidelines do not constitute a contractual right of an executive and are subject to change without notice as business needs and practices evolve. The Company may require that certain conditions be met before providing severance to an executive, such as requiring the executive to execute a general release, to continue employment with the Company for a period of time, to provide on-going cooperation on various matters, etc. As well, the severance amount suggested in the guideline may be decreased, or eliminated, on a case by case basis depending on the nature of the executive's termination (e.g., reorganization, poor performance, etc.).

In the absence of a decrease in the current guideline amount, the guidelines suggest a cash severance payment of two times base salary plus target cash bonus in the case of Mr. Naughton (\$6,000,000 as of December 31, 2018) and one and one-half times base salary plus target cash bonus in the case of the other named executive officers (\$2,025,000 for Messrs. O'Shea, Breslin and Birenbaum and \$1,575,000 for Mr. Wilson as of December 31, 2018). As well, the terminated executive would be paid a cash amount in consideration of the annual cash bonus and annual stock bonus that would have been earned for the portion of the year worked prior to termination (\$4,496,500, \$1,612,700, \$1,843,860, \$1,734,660, and \$938,740 in the case of Messrs. Naughton, O'Shea, Breslin, Birenbaum, and Wilson, respectively, for a termination at December 31, 2018). Actual earned 2018 figures are used for termination at the end of the calendar year.

Outstanding equity awards would vest in accordance with their terms as is the case with other equity award participants who are terminated without cause, which is reflected in the Termination Without Cause (Unrelated to a Sale Event) column.

3. In accordance with the terms of the Company's Officer Severance Plan (as adopted on September 9, 1999, and amended and restated on November 18, 2008, November 9, 2011, and February 11, 2016) represents three times covered compensation (base salary and the average of the prior two year's cash bonuses) for Mr. Naughton.
4. For 2016-2018 awards, value based on actual achievement. For 2017-2019 and 2018-2020 awards, value assumes prorated vesting based on portion of the performance period completed and achievement assumed at target.
5. For 2016-2018 awards, value based on actual achievement. For 2017-2019 and 2018-2020 awards, value based on full vesting at target.
6. In accordance with the terms of the Company's Officer Severance Plan, represents two times covered compensation (base salary and the average of the prior two year's cash bonuses) for Messrs. O'Shea, Birenbaum, Breslin and Wilson.
7. Reflects payment of healthcare premiums for up to 18 months.

## Director Compensation and Director Stock Ownership Guidelines

A director of the Company who is also an employee receives no additional compensation for his services as a director. Our Board and Nominating and Corporate Governance Committee periodically assess the total compensation for non-employee directors relative to the compensation provided by similarly sized real estate investment trusts, by our multi-family peer group, and by a group of cross-industry similarly sized companies.

On the fifth business day following the 2018 annual meeting of stockholders, each of our non-employee directors automatically received a grant of a number of shares of restricted stock (or a deferred stock award in lieu thereof) equal to \$140,000 divided by the closing price of Common Stock as reported by the NYSE on the date of grant. Based on this formula, following the 2018 Annual Meeting, each non-employee director received a restricted stock or deferred stock grant of 846 shares of Common Stock. Following the 2019 Annual Meeting, the value of the annual equity award to non-employee directors will increase to \$160,000. All of such shares of restricted stock (or deferred stock awards) granted to non-employee directors vest in four quarterly installments over a one-year period, subject to accelerated vesting upon departure from the Board except in the case of a voluntary departure by the director during the director's elected term that is not due to death or disability, or the director's removal for cause. If a director elected to receive a deferred stock award in lieu of restricted stock, then the director will receive shares of stock in respect of the vested portion of the deferred stock award within 30 days following termination of service as a director of the Company.

In addition, during 2018 non-employee directors received \$85,000 as an annual retainer paid in two installments of \$20,000 and two installments of \$22,500. Following the 2019 Annual Meeting, the annual cash retainer for non-employee directors will remain at a rate of \$90,000 per year, paid in quarterly installments. Non-employee directors who

served as the chairperson of the Audit or Compensation Committees during 2018 received additional cash compensation of \$20,000, paid in four installments of \$5,000 (or a deferred stock award in lieu of cash). Non-employee directors who served as the chairperson of the Investment and Finance or Nominating and Governance Committees during 2018 received additional cash compensation of \$15,000, paid in four installments of \$3,750 (or a deferred stock award in lieu of cash). Beginning with the 2019 Annual Meeting, the additional fee paid to the chairperson of the Audit Committee will increase to a rate of \$25,000 per year. The chairperson of each of the remaining Committees will receive the same amount of additional cash compensation as in 2018. The chairperson of the Compensation Committee will continue to receive \$20,000 and the chairperson of the Investment and Finance or Nominating and Governance Committees will receive \$15,000 in additional cash compensation, in each case payable in four equal installments.

In consideration for serving as Lead Independent Director for 2018, Mr. Sarles received, in addition to the compensation described above, an annual fee of \$30,000 paid in equal installments of \$7,500. Following the 2019 Annual Meeting the annual fee payable to the Lead Independent Director will continue at that rate.

Under the Company's Corporate Governance Guidelines, non-employee directors are generally required to hold shares (or deferred stock units) having a value that equals or exceeds five times the annual cash retainer paid to non-employee directors. Directors have five years from the commencement of their service as a director to comply with such requirement.

The following table sets forth the compensation for service as a director of the Company received by each non-employee director in 2018, as recognized for financial reporting purposes.

## Director Compensation Table

(a)	(b)	(c)	(d)	(e)	(f)	(g)	(h)
Name	Fees Earned or Paid in Cash (\$) <sup>(1)</sup>	Stock Awards (\$) <sup>(2)</sup>	Option Awards (\$)	Non-Equity Incentive Plan Compensation (\$)	Change in Pension Value and Nonqualified Deferred Compensation Earnings (\$)	All Other Compensation (\$)	Total (\$)
Glyn F. Aeppel	100,000	140,047	—	—	—	—	240,047
Terry S. Brown	—	225,146	—	—	—	—	225,146
Alan B. Buckelew	105,000	140,047	—	—	—	—	245,047
Ronald L. Havner, Jr.	—	225,146	—	—	—	—	225,146
Stephen P. Hills	85,000	140,047	—	—	—	—	225,047
Richard J. Lieb	85,000	140,047	—	—	—	—	225,047
Peter S. Rummell	85,000	140,047	—	—	—	—	225,047
H. Jay Sarles	130,000	140,047	—	—	—	—	270,047
Susan Swanezy	—	225,146	—	—	—	—	225,146
W. Edward Walter	105,000	140,047	—	—	—	—	245,047

(1) For Mr. Sarles, this includes \$30,000 paid in 2018 for his service as Lead Independent Director during 2018. For Messrs. Buckelew and Walter, this includes \$20,000 for service as Committee Chairpersons during 2018. For Ms. Aeppel and Mr. Sarles, this includes \$15,000 for service as Committee Chairpersons during 2018.

(2) The amounts in column (c) reflect the grant date fair value of the shares of restricted stock or deferred stock units granted to each Director. For Messrs. Brown and Havner and Ms. Swanezy, the amount also includes elections to receive deferred stock units in lieu of cash payments totaling \$85,099 for each director.

As of December 31, 2018, non-employee directors held the following number of unvested restricted stock and/or deferred stock units:

Director	Unvested Restricted Stock	Unvested Deferred Stock Units
Glyn F. Aeppel	—	423
Terry S. Brown	—	423
Alan B. Buckelew	423	—
Ronald L. Havner, Jr.	—	423
Stephen P. Hills	—	423
Richard J. Lieb	423	—
Peter S. Rummell	423	—
H. Jay Sarles	423	—
Susan Swanezy	—	423
W. Edward Walter	—	423

## CEO Pay Ratio

Under rules adopted pursuant to the Dodd-Frank Act of 2010, we are required to calculate and disclose the total compensation paid to our median paid employee, as well as the ratio of the total compensation paid to the median employee as compared to the total compensation paid to our Chief Executive Officer.

The following describes our methodology and the resulting Chief Executive Officer pay ratio and is a reasonable estimate, based on all individuals employed by AvalonBay Communities, Inc. as of December 31, 2018. To identify the median employee, we utilized wages reported in Box 1 of IRS Form W-2. Box 1 pay was selected as the most appropriate, consistently applied compensation measure as it captures compensation earned through various incentive plans offered throughout the Company. Wages were annualized for employees who joined the Company during 2018. For employees who were hired in late December 2018 and did not receive wages until early 2019, wages were assumed to be below the median. After identifying the median employee based on W-2 wages, total compensation for the median employee was calculated using the same methodology as was used for calculating the Chief Executive Officer's total compensation in the Summary Compensation Table. The annual total compensation for 2018 for the Chief Executive Officer was \$10,079,434 and for the median employee was \$61,642, which is comprised of approximately \$55,000 in cash compensation and \$6,500 in all other compensation, such as 401(k) Company contributions and Company paid health care benefits. As a result, the estimated ratio of the Chief Executive Officer's pay to the pay of the median employee is 163.5 to 1.

In an effort to provide additional context on the pay ratio disclosure, the Company is providing the following background information. The employee identified as the employee with median compensation, as described above, held the position of a community consultant in our New York/New Jersey region. As of January 31, 2019, we had 3,087 employees, of which 2,182 were employed on-site at our operating apartment communities and 84 employees are employed on a part-time basis. The total population also includes 195 employees at the Customer Care Center, our in-house administrative support and call center located in Virginia Beach, VA. The average tenure of all employees is approximately 5.8 years. The Company generally staffs its business with full time employees and not part-time employees or the employees of subcontractors; we do however use subcontractors on occasion to supplement the staffing at certain operating communities and we do on occasion use part time or seasonal employees. With regard to our development and construction activities, we engage various other firms to actually engage in the professional design and construction of our communities (i.e., architectural plans, engineering plans, foundation work, carpentry, drywall, framing, etc.).

As disclosed in the "CD&A", AvalonBay's total compensation program is designed to:

- Attract, retain and motivate talent within the Company,
- Align the interests of management with the interests of stockholders,
- Direct performance with clearly defined goals and measures of achievement, and
- Assure that compensation is aligned with performance.

The Chief Executive Officer's compensation and that of employees have been established within the parameters of the Company's pay philosophy.

## V. Officers, Stock Ownership And Other Information

### Executive and Senior Officers

The following biographical descriptions set forth information with respect to each officer who is at the executive vice president level or above or who is subject to reporting under Section 16 of the Exchange Act, based on information furnished to the Company by each officer. There is no family relationship between any director, nominee for director or executive officer of the Company. Officers of the Company are elected annually at the first meeting of the Board of Directors following each annual meeting of stockholders. Each officer holds office until the first meeting of the Board of Directors following the next annual meeting of stockholders and until his or her successor is duly elected and qualifies or until his or her earlier death, resignation or removal in the manner provided in the Company's Bylaws.

The Board of Directors has determined that Messrs. Naughton, O'Shea, Birenbaum, Breslin, Horey, McLaughlin, Schulman, and Wilson, and Ms. Shea are executive officers of the Company within the meaning of Rules 3b-7 and 16a-1(f) of the Exchange Act.

**Timothy J. Naughton, 57**, is the Company's Chairman of the Board, Chief Executive Officer and President and has been a director of the Company since September 2005. He has served as Chairman of the Board since May 2013, as Chief Executive Officer since January 2012, and as President since February 2005. Mr. Naughton's prior roles included serving as the Company's Chief Operating Officer, Chief Investment Officer, and Regional Vice President—Development and Acquisitions. Mr. Naughton has been with the Company and its predecessors since 1989. Mr. Naughton is a director of Welltower Inc., a publicly traded healthcare real estate investment trust, and Park Hotels & Resorts, Inc., a publicly traded hotel real estate investment trust. Mr. Naughton is a former Chairman of NAREIT, a member of The Real Estate Round Table, a member and past chairman of the Multifamily Council of the ULI, and a member of the Real Estate Forum. Mr. Naughton received his Masters of Business Administration from Harvard Business School in 1987 and earned his undergraduate degree in Economics with High Distinction from the University of Virginia, where he was elected to Phi Beta Kappa.

**Kevin P. O'Shea, 53**, has been the Company's Chief Financial Officer since June 2014. Prior to that he was Executive Vice President—Capital Markets, from January 2013 to May 2014 and Senior Vice President—Investment Management after joining the Company in July 2003 until January 2013. Prior to joining the Company, Mr. O'Shea was an Executive Director at UBS Investment Bank, where his experience included real estate investment banking. Earlier in his career, Mr. O'Shea practiced commercial real estate and banking law as an attorney. Mr. O'Shea received his Masters Degree in Business Administration from Harvard Business School, his J.D. from Southern Methodist University and his undergraduate degree from Boston College. Mr. O'Shea is a Trustee of Urban Edge Properties, a publicly traded REIT.

**Matthew H. Birenbaum, 53**, has been the Company's Chief Investment Officer since January 2015. He is responsible for the Company's investment strategy and oversees the Investments, Sustainability/Corporate Responsibility and Market Research functions as well as development on the West Coast. Before assuming his current position, he was the Company's Executive Vice President—Corporate Strategy, a position he held from October 2011 until January 2015. Prior to joining the Company in October 2011, Mr. Birenbaum was the founding principal of Abbey Road Property Group, LLC, a multi-family development and investment firm based in Arlington, Virginia since 2006 and before that a Senior Vice President at EYA. Prior to joining EYA in 2003, Mr. Birenbaum was a Regional Vice President of Development with the Company. Mr. Birenbaum received his Bachelor of Arts from Brown University, where he graduated Phi Beta Kappa, and his Master's Degree from The Kellogg Graduate School of Management at Northwestern University, where he graduated with honors. He is an active member of the Multifamily Council of ULI, is certified LEED-AP, serves on the Board and Executive Committee of the Arlington Partnership for Affordable Housing (APAH), and is a Trustee of the Federal City Council.

**Sean J. Breslin, 52**, is the Company's Chief Operating Officer, a position he has held since January 2015, with responsibility for the Company's operating platform, including Property Operations, Asset Management, Engineering, Redevelopment, and Marketing and Brand Strategy. He was previously the Company's Executive Vice President—Investments and Asset Management since April 2012 with overall responsibility for the Company's investment and operating platforms, including property operations, asset management and redevelopment, and investment activity, including acquisitions, dispositions and investment strategy. Mr. Breslin's other roles with the Company have included Senior Vice President—Redevelopment and Asset Management and Senior Vice President—Investments. Prior to joining the Company in 2002, Mr. Breslin was the Chief Operating Officer of CWS Capital Partners. He received his Bachelor's Degree from California State University, Long Beach and his Masters of Business Administration from the University of Texas. Mr. Breslin is a member of the Executive Committee of NMHC and is past Chair of ULI's Multifamily Council. He is also a member of the Executive Committee of the Real Estate Finance & Investment Center at the University of Texas at Austin and a member of the Board of Directors of the American Red Cross.

**Michael M. Feigin, 58**, is the Company's Chief Construction Officer. Prior to joining the Company in June 2014, he was Corporate Vice President Global Procurement and Travel for AECOM, an engineering and construction services company, from May 2012 to May 2014. Before that he was SVP Corporate Operations at AECOM from January 2012 to May 2012, SVP General Counsel at Weeks Marine from May to August 2011 and Managing Director for Navigant Consulting from September 2010 to May 2011, working with clients to manage risk in their organizations. Prior to that, from September 2006 to December 2009 he was Global Construction Industry Practice Leader for Marsh, an insurance broker and risk advisor. From October 2005 to September 2006, Mr. Feigin served as Executive Vice President and Chief Administrative Officer of Bovis Lend Lease Holdings, Inc. (now Lend Lease Americas) where he was responsible for commercial risk management and deal approval, legal, insurance and bonding, human resources, information technology and corporate affairs. Mr. Feigin earned his BA from Yale University and his JD from Brooklyn Law School.

**Leo S. Horey, 56**, is the Company's Chief Administrative Officer. He has held this title since April 2012 and was Executive Vice President—Property Operations prior to that from January 2004. Mr. Horey joined a predecessor of the Company in 1990. Mr. Horey received his Masters of Business

Administration from the Kenan-Flagler Business School at the University of North Carolina at Chapel Hill, where he was a Richard H. Jenrette Fellow, and currently serves on the Board of Visitors and the Advisory Board for the Wood Center for Real Estate Studies. He also holds a Bachelor of Science degree in Computer Science and Economics from Duke University. Mr. Horey is a member of the Executive Committee of NMHC.

**William M. McLaughlin, 54**, has served as the Company's Executive Vice President—Development since 2014, with current responsibility for all of the Company's development activity on the East Coast. He was Executive Vice President—Development and Construction from February 2010 until 2014 and prior to that was Senior Vice President—Development & Construction since 2009. He has been with the Company or its predecessors since 1994. Mr. McLaughlin received his BA in Economics from Harvard College.

**Edward M. Schulman, 56**, has served as the Company's Executive Vice President—General Counsel and Secretary since 2012. Mr. Schulman joined the Company in February 1999 and has served as General Counsel since that time. Prior to joining the Company he was a corporate and securities law partner at Goodwin Procter LLP. Mr. Schulman is a magna cum laude graduate of Harvard Law School and received his undergraduate degree in economics from Princeton University, where he graduated with high honors and was elected to Phi Beta Kappa.

**Stephen W. Wilson, 62**, has served as the Company's Executive Vice President—Development since 2014, with current responsibility for all development activities for the West Coast. As previously announced, Mr. Wilson will be retiring from the Company in or about July 2019. He was Executive Vice President—Development and Construction from February 2010 until 2014, and prior to that was Senior Vice President—Development & Construction for the West Coast and Mid-Atlantic. Prior to joining the Company in 1998, Mr. Wilson was a Senior Vice President and Chief Operating Officer for SU Development, Inc. of Bellevue, Washington and Senior Vice President of Continental Pacific, Inc. of Bellevue, Washington. Mr. Wilson received his B.A. in Business Administration (Accounting) from Washington State University. He is a member of ULI, former chair of the ULI Transit Oriented Development Council, a member of The American Institute of Certified Public Accountants, and on the Board of Directors of the Housing Industry Foundation.

**Keri A. Shea, 49**, has been the Company's Senior Vice President—Finance & Treasurer since 2013,

and since 2009 has also been designated as the Company's principal accounting officer. Ms. Shea joined the Company in 2002 as Assistant Corporate Controller and was promoted to Corporate Controller in 2005 and Vice President in 2006. Prior to joining the Company, she served as the Corporate Controller for two start-up technology companies in

the Washington, D.C. area. Prior to that, Ms. Shea was with Arthur Andersen LLP for eight years. She is a certified public accountant and has a B.B.A. in Accounting from the College of William & Mary.

## Security Ownership of Certain Beneficial Owners and Management

The following table sets forth the beneficial ownership of Common Stock, as of March 5, 2019, as to (i) each person or entity who is known by the Company to have beneficially owned more than 5% of the Common Stock; (ii) each of the Company's directors and Nominees; (iii) each of the Named Executive Officers; and (iv) all directors and executive officers as a group, based on representations of officers and directors of the Company and filings through March received by the Company on Schedule 13G under the Exchange Act. All such information was provided by the stockholders listed and reflects their beneficial ownership known by the Company. All percentages have been calculated as of March 5, 2019 and are based upon 138,686,823 shares of Common Stock outstanding at the close of business on such date (unless otherwise indicated).

Name and Business Address of Beneficial Owner <sup>(1)</sup>	Number of Shares of Common Stock Beneficially Owned <sup>(2)</sup>	Percent of Class (%)
Glyn F. Aeppel	5,219 <sup>(3)</sup>	*
Matthew H. Birenbaum	47,943	*
Sean J. Breslin	39,894 <sup>(4)</sup>	*
Terry S. Brown	5,193 <sup>(5)</sup>	*
Alan B. Buckelew	6,425	*
Ronald L. Havner, Jr.	5,647 <sup>(6)</sup>	*
Stephen P. Hills	1,165 <sup>(7)</sup>	*
Richard J. Lieb	2,076	*
Timothy J. Naughton	242,876 <sup>(8)</sup>	*
Kevin P. O'Shea	23,897	*
Peter S. Rummell	12,507 <sup>(9)</sup>	*
H. Jay Sarles	17,818	*
Susan Swanezy	3,115 <sup>(10)</sup>	*
W. Edward Walter	11,847 <sup>(11)</sup>	*
Stephen W. Wilson	33,470	*
All current directors and executive officers as a group (19 persons)	579,548 <sup>(12)</sup>	0.42
The Vanguard Group, Inc. 100 Vanguard Blvd., Malvern, PA 19355 (includes 4.75% held by Vanguard Specialized Funds Vanguard REIT Index Fund)	19,878,430 <sup>(13)</sup>	14.33
BlackRock, Inc. 40 East 52nd Street, New York, NY 10022	15,700,948 <sup>(14)</sup>	11.32
State Street Corporation, State Street Financial Center, One Lincoln Street, Boston MA 02111	8,043,090 <sup>(15)</sup>	5.80

\*Less than one percent

(1) The address for all directors and executive officers is AvalonBay Communities, Inc., Ballston Tower, 671 N. Glebe Road, Suite 800, Arlington, VA 22203.

(2) Except as otherwise noted, each individual in the table above has the sole voting and investment power over the shares listed.

(3) Reflects shares issuable in the future under deferred stock awards granted to Ms. Aeppel in lieu of restricted stock awards pursuant to elections under the Stock Incentive Plan.

(4) Includes 1,544 shares issuable upon the exercise of vested stock options.

(5) Reflects shares issuable in the future under deferred stock awards granted to Mr. Brown in lieu of restricted stock awards pursuant

- to elections under the Stock Incentive Plan.
- (6) Reflects shares issuable in the future under deferred stock awards granted to Mr. Havner in lieu of restricted stock awards pursuant to elections under the Stock Incentive Plan.
- (7) Includes 655 shares issuable in the future under deferred stock awards granted to Mr. Hills in lieu of restricted stock awards pursuant to elections under the Stock Incentive Plan.
- (8) Includes 73,778 shares issuable upon the exercise of stock options.
- (9) Includes 1,825 shares issuable in the future under deferred stock awards granted to Mr. Rummell in lieu of restricted stock awards pursuant to elections under the Stock Incentive Plan.
- (10) Reflects shares issuable in the future under deferred stock awards granted to Ms. Swanezy in lieu of restricted stock awards pursuant to elections under the Stock Incentive Plan.
- (11) Includes 5,858 shares issuable in the future under deferred stock awards granted to Mr. Walter in lieu of restricted stock awards pursuant to elections under the Stock Incentive Plan.
- (12) Includes (i) 78,833 shares issuable upon the exercise of stock options and (ii) 27,512 shares issuable in the future under deferred stock awards.
- (13) The number of shares reported is based on a Schedule 13G/A filed on February 11, 2019, reporting beneficial ownership as of December 31, 2018. The schedule 13G/A indicates that the reporting entity holds sole voting power with respect to 282,811 shares, shared voting power with respect to 189,613 shares, sole dispositive power with respect to 19,532,619 shares, and shared dispositive power with respect to 345,811 shares. The number of shares included reported held by Vanguard Specialized Funds-Vanguard REIT Fund (6,578,683) is based on Schedule 13G/A filed with the SEC on January 31, 2019, reporting beneficial ownership as of December 31, 2018. The Schedule 13G/A also reports that the reporting entity holds sole voting power with respect to all such reported shares.
- (14) The number of shares reported is based on a Schedule 13G/A filed on January 24, 2019, reporting beneficial ownership as of December 31, 2018. The Schedule 13G/A indicates that the reporting person has sole voting power with respect to 14,367,700 shares and sole dispositive power with respect to 15,692,388 shares.
- (15) The number of shares reported is based on a Schedule 13G filed February 13, 2019, reporting beneficial ownership as of December 31, 2018. The schedule 13G/A indicates that the reporting entity holds shared voting power with respect to 7,257,927 shares and shared dispositive power with respect to 8,040,856 shares.

## **Section 16(a) Beneficial Ownership Reporting Compliance**

Section 16(a) of the Exchange Act requires persons who are officers of the Company as defined by Section 16, directors of the Company and persons who own more than 10% of a registered class of the Company's equity securities (collectively, "Insiders") to file reports of ownership and changes in ownership with the SEC and one national securities exchange on which such securities are registered. In accordance with Rule 16a-3(c) under the Exchange Act, the Company has designated the NYSE as the national securities exchange with which reports pursuant to Section 16(a) of the Exchange Act need to be filed. Insiders are required by SEC regulations to furnish the Company with copies of all Section 16(a) forms they file. To the Company's knowledge, based solely on a review of copies of such reports and written representations that no other reports were required during the fiscal year ended December 31, 2018, all filing requirements applicable to the Insiders were timely satisfied.

## VI. Other Matters

### Solicitation of Proxies

The cost of solicitation of proxies for the Annual Meeting will be paid by the Company. In addition to the solicitation of proxies by internet, the directors, officers and employees of the Company may also solicit proxies personally or by telephone without additional compensation for such activities. The Company will also request persons, firms, and

corporations holding shares in their names or in the names of their nominees, which are beneficially owned by others, to send proxy materials to and obtain proxies from such beneficial owners. The Company will reimburse such holders for their reasonable expenses.

### Stockholder Nominations for Directors and Proposals for Annual Meetings

**Stockholder Proposals for our Proxy Statement.** Stockholder proposals submitted pursuant to Exchange Act Rule 14a-8 for inclusion in the Company's proxy statement and form of proxy for the 2019 Annual Meeting of Stockholders must be received by the Company by November 30, 2019. Such a proposal must also comply with the requirements as to form and substance established by the SEC for such a proposal to be included in the proxy statement and form of proxy. Any such proposal and the supporting documentation should be mailed to: AvalonBay Communities, Inc., Ballston Tower, 671 N. Glebe Road, Suite 800, Arlington, VA 22203, Attention: Secretary.

**Proxy Access Director Nominations.** In order for an eligible stockholder or group of stockholders to nominate a director nominee for election at the Company's 2020 annual meeting pursuant to the proxy access provision of our Bylaws, notice of such nomination and all other supporting documentation required by the Company's Bylaws must be received by the Company within the time periods described below. In addition, our Bylaws require an eligible stockholder or group of stockholders to update and supplement such information (or provide notice stating that there are no updates or supplements) as of specified dates.

**Matters to be Considered at Annual Meetings.** In accordance with our Bylaws, as currently in effect, for a stockholder to nominate a director or for a proposal of a stockholder to be presented at the Company's 2020 Annual Meeting of Stockholders, other than a stockholder proposal intended to be included in our proxy statement and submitted pursuant to Rule 14a-8 of the Exchange Act, a stockholder's notice must be received by the Company within the time periods described below:

**Time Periods and Address for Proxy Access and Other Stockholder Nominations and Proposals.** In order to be eligible under the provisions of our Bylaws governing (A) proxy access director nominations and (B) other director nominations and proposed matters to be presented at an annual meeting, our Bylaws require that proper notice of such nomination(s) or business matters, together with all supporting documentation required by our Bylaws, must be delivered to, or mailed and received at our principal executive office, which is currently AvalonBay Communities, Inc., Ballston Tower, 671 N. Glebe Road, Suite 800, Arlington, VA 22203, Attention: Secretary, (A) not prior to October 31, 2019 nor later than 5:00 p.m., Eastern Time, on November 30, 2019 or (B) in the event that the date of the 2020 Annual Meeting of Stockholders is advanced or delayed by more than 30 days from May 16, 2020, (i) not earlier than the 150<sup>th</sup> day prior to the date of that meeting, and (ii) not later than 5:00 p.m., Eastern Time, on the later of (x) the 120<sup>th</sup> day prior to the date of that meeting or (y) the 10<sup>th</sup> day following the day on which public announcement of the date of such annual meeting is first made. You may contact the Company's Secretary at the address mentioned above for a copy of the relevant Bylaw provisions regarding the requirements for making stockholder proposals and nominating director candidates.

Please take a moment now to authorize a proxy to vote these shares of AvalonBay Communities, Inc. common stock at the 2019 Annual Meeting of Stockholders.

**AVALONBAY COMMUNITIES, INC.**  
**BALLSTON TOWER**  
**671 NORTH GLEBE ROAD, SUITE 800**  
**ARLINGTON, VA 22203**

**YOU CAN AUTHORIZE A PROXY TO VOTE  
THESE SHARES TODAY IN ONE OF THREE WAYS:**

**BY INTERNET—www.proxyvote.com**

Use the Internet to authorize your proxy and transmit your voting instructions and for electronic delivery of information up until 11:59 P.M. Eastern Time the day before the meeting date. Have your proxy card in hand when you access the web site and follow the instructions to obtain your records and to create an electronic voting instruction form.

**ELECTRONIC DELIVERY OF FUTURE STOCKHOLDER COMMUNICATIONS**

If you would like to reduce the costs incurred by AvalonBay Communities, Inc. in mailing proxy materials, you can consent to receiving all future proxy statements, proxy cards and annual reports electronically via e-mail or the Internet. To sign up for electronic delivery, please follow the instructions above to authorize your proxy using the Internet and, when prompted, indicate that you agree to receive or access stockholder communications electronically in future years.

**BY PHONE - 1-800-690-6903**

Use any touch-tone telephone to authorize your proxy and transmit your voting instructions up until 11:59 P.M. Eastern Time the day before the meeting date. Have your proxy card in hand when you call and then follow the instructions.

**BY MAIL**

Mark, sign and date your proxy card and return it in the postage-paid envelope we have provided or return it to AvalonBay Communities, Inc., c/o Broadridge, 51 Mercedes Way, Edgewood, NY 11717. If you authorize a proxy to vote these shares by Internet or telephone you do NOT need to mail this proxy card.

TO VOTE, MARK BLOCKS BELOW IN BLUE OR BLACK INK AS FOLLOWS:

E62202-P20009

KEEP THIS PORTION FOR YOUR RECORDS

THIS PROXY CARD IS VALID ONLY WHEN SIGNED AND DATED.

DETACH AND RETURN THIS PORTION ONLY

**AVALONBAY COMMUNITIES, INC.**

**THE BOARD OF DIRECTORS RECOMMENDS A VOTE "FOR"  
PROPOSALS 1, 2 AND 3.**

1. To elect the following ten individuals to serve until the 2020 Annual Meeting of Stockholders and until their respective successors are elected and qualify:

	For	Against	Abstain
1a. Glyn F. Aeppel	<input type="checkbox"/>	<input type="checkbox"/>	<input type="checkbox"/>
1b. Terry S. Brown	<input type="checkbox"/>	<input type="checkbox"/>	<input type="checkbox"/>
1c. Alan B. Buckelew	<input type="checkbox"/>	<input type="checkbox"/>	<input type="checkbox"/>
1d. Ronald L. Hawner, Jr.	<input type="checkbox"/>	<input type="checkbox"/>	<input type="checkbox"/>
1e. Stephen P. Hills	<input type="checkbox"/>	<input type="checkbox"/>	<input type="checkbox"/>
1f. Richard J. Lieb	<input type="checkbox"/>	<input type="checkbox"/>	<input type="checkbox"/>
1g. Timothy J. Naughton	<input type="checkbox"/>	<input type="checkbox"/>	<input type="checkbox"/>
1h. H. Jay Saries	<input type="checkbox"/>	<input type="checkbox"/>	<input type="checkbox"/>
1i. Susan Swanezy	<input type="checkbox"/>	<input type="checkbox"/>	<input type="checkbox"/>
1j. W. Edward Walter	<input type="checkbox"/>	<input type="checkbox"/>	<input type="checkbox"/>

For Against Abstain

2. To ratify the selection of Ernst & Young LLP as the Company's independent auditors for the year ending December 31, 2019.

☐ ☐ ☐

3. To adopt a resolution approving, on a non-binding advisory basis, the compensation paid to the Company's Named Executive Officers, as disclosed pursuant to Item 402 of Regulation S-K, including the Compensation Discussion and Analysis, compensation tables and narrative discussion set forth in the proxy statement.

☐ ☐ ☐

In addition, the proxies are authorized to vote and otherwise represent the undersigned on any other matter that may properly come before the Annual Meeting or any adjournment or postponement thereof in the discretion of the proxy holder.

If you authorize a proxy by mail, you must date, sign and return this card in order for these shares to be voted.

Yes No

Please indicate if you plan to attend this meeting.

☐ ☐

**HOUSEHOLDING ELECTION** - Please indicate if you consent to receive certain future investor communications in a single package per household.

Please sign exactly as your name appears on this card and date. When signing as attorney, executor, administrator, trustee, guardian, officer of a corporation or other entity or in another representative capacity, please give your full title. If shares are held jointly, each holder should sign.

Signature [PLEASE SIGN WITHIN BOX] Date

Signature (Joint Owners) Date

**Important Notice Regarding the Availability of Proxy Materials for the Annual Meeting:**  
The Notice, Proxy Statement and Annual Report to Stockholders are available at [www.proxyvote.com](http://www.proxyvote.com).

E62203-P20009

**AVALONBAY COMMUNITIES, INC.**

2019 ANNUAL MEETING OF STOCKHOLDERS, MAY 16, 2019, 8:00 A.M. LOCAL TIME

**THIS PROXY IS SOLICITED ON BEHALF OF THE BOARD OF DIRECTORS  
PROXY**

The undersigned stockholder of AvalonBay Communities, Inc., a Maryland corporation (the "Company"), hereby appoints Timothy J. Naughton and Kevin P. O'Shea, and each of them, as proxies for the undersigned, each with full power of substitution, to attend the Annual Meeting of Stockholders of the Company (the "Annual Meeting"), to be held at the Park Hyatt New York Hotel, 153 West 57<sup>th</sup> Street, New York, NY 10019 on May 16, 2019 at 8:00 a.m. local time, and any adjournments or postponements thereof, to cast on behalf of the undersigned all votes that the undersigned is entitled to cast at the Annual Meeting and otherwise to represent the undersigned with all of the powers the undersigned would possess if personally present at the Annual Meeting. The undersigned hereby acknowledges receipt of the Notice of the Annual Meeting of Stockholders and of the Proxy Statement, the terms of each of which are incorporated herein by reference, and revokes any proxy heretofore given with respect to the Annual Meeting.

**IF THIS PROXY IS PROPERLY EXECUTED, THE VOTES ENTITLED TO BE CAST BY THE UNDERSIGNED WILL BE CAST AS DIRECTED HEREIN, BUT IF THIS PROXY IS EXECUTED AND NO INSTRUCTIONS ARE SPECIFIED, THE VOTES ENTITLED TO BE CAST BY THE UNDERSIGNED WILL BE CAST "FOR" EACH OF THE NOMINEES FOR DIRECTOR IN PROPOSAL 1, AND "FOR" PROPOSALS 2 AND 3. IF ANY OTHER BUSINESS IS PRESENTED AT THE ANNUAL MEETING OR ANY ADJOURNMENT OR POSTPONEMENT THEREOF, INCLUDING WHETHER OR NOT TO ADJOURN THE ANNUAL MEETING, THE VOTES ENTITLED TO BE CAST BY THE UNDERSIGNED WILL BE CAST BY THE PROXIES IN THEIR DISCRETION. AT THE PRESENT TIME, THE BOARD OF DIRECTORS IS NOT AWARE OF ANY OTHER BUSINESS TO BE PRESENTED AT THE ANNUAL MEETING. THIS PROXY ALSO CONFERS DISCRETIONARY AUTHORITY ON THE PROXIES TO VOTE WITH RESPECT TO THE ELECTION OF ANY INDIVIDUAL AS DIRECTOR WHERE ONE OR MORE NOMINEES ARE UNABLE TO SERVE, OR FOR GOOD CAUSE WILL NOT SERVE, AND WITH RESPECT TO MATTERS INCIDENTAL TO THE CONDUCT OF THE ANNUAL MEETING. STOCKHOLDERS WHO PLAN TO ATTEND THE ANNUAL MEETING MAY REVOKE THEIR PROXY BY CASTING THEIR VOTE AT THE ANNUAL MEETING IN PERSON.**

SEE REVERSE  
SIDE

PLEASE COMPLETE, DATE, SIGN AND PROMPTLY MAIL  
THIS PROXY IN THE ENCLOSED POSTAGE-PAID ENVELOPE

SEE REVERSE  
SIDE